

August 6, 2025

Fund Name	Ticker	Exchange
TrueShares Structured Outcome (January) ETF	(JANZ)	Cboe BZX Exchange, Inc.
TrueShares Structured Outcome (February) ETF	(FEBZ)	Cboe BZX Exchange, Inc.
TrueShares Structured Outcome (March) ETF	(MARZ)	Cboe BZX Exchange, Inc.
TrueShares Structured Outcome (April) ETF	(APRZ)	Cboe BZX Exchange, Inc.
TrueShares Structured Outcome (May) ETF	(MAYZ)	Cboe BZX Exchange, Inc.
TrueShares Structured Outcome (June) ETF	(JUNZ)	Cboe BZX Exchange, Inc.
TrueShares Structured Outcome (September) ETF	(SEPZ)	Cboe BZX Exchange, Inc.
TrueShares Structured Outcome (October) ETF	(OCTZ)	Cboe BZX Exchange, Inc.
TrueShares Structured Outcome (November) ETF	(NOVZ)	Cboe BZX Exchange, Inc.
TrueShares Structured Outcome (December) ETF	(DECZ)	Cboe BZX Exchange, Inc.

each a series of Elevation Series Trust

THIS PROSPECTUS PROVIDES IMPORTANT INFORMATION ABOUT THE FUNDS THAT YOU SHOULD KNOW BEFORE INVESTING. PLEASE READ IT CAREFULLY AND KEEP IT FOR FUTURE REFERENCE.

THE U.S. SECURITIES AND EXCHANGE COMMISSION (“SEC”) HAS NOT APPROVED OR DISAPPROVED OF THESE SECURITIES OR PASSED UPON THE ACCURACY OR ADEQUACY OF THIS PROSPECTUS. ANY REPRESENTATION TO THE CONTRARY IS A CRIMINAL OFFENSE.

Important Information about the Funds

Each Fund intends to invest substantially all of its assets in FLEXible EXchange® Options (“FLEX Options”) on the S&P 500 Price Index or an ETF that seeks to track the performance of the S&P 500 Price Index. FLEX Options are customizable exchange-traded option contracts guaranteed for settlement by the Options Clearing Corporation. The Funds use FLEX Options to facilitate the implementation of their “structured outcome strategies.” Structured outcome strategies seek to produce pre-determined investment outcomes based upon the performance of an underlying security or index. The pre-determined outcomes sought by the Funds, which include the buffer referenced below and discussed in greater detail in the Prospectus, are based upon the performance of the S&P 500 Price Index or an ETF that seeks to track the performance of that Index over a 12-month period beginning on a specified day (each, a “Roll Date”). The period from one Roll Date to the next Roll Date is referred to as the “Investment Period,” and the first day of the Investment Period is referred to as the “Initial Investment Day.” **The Funds will not terminate after the conclusion of their respective Investment Periods. After the conclusion of an Investment Period, another will begin. There is no guarantee that the outcomes for an Investment Period will be realized. The outcomes that the Funds seek to provide do not include the costs associated with purchasing shares of a Fund or certain fees and expenses incurred by the Funds. The outcomes would be lower if such fees and expenses were included.**

Each Fund’s investment strategy has been structured to produce an outcome based upon the performance of the S&P 500 Price Index or an ETF that seeks to track the performance of the S&P 500 Price Index over the duration of the Investment Period. **The outcome may be realized only if you hold shares on the first day of the Investment Period and continue to hold them on the last day of the Investment Period. If you purchase shares after the Investment Period has begun or sell shares prior to the Investment Period’s conclusion, you may experience investment returns very different from, and potentially less favorable than, those that the Fund seeks to provide. There is no guarantee that a Fund will successfully achieve its investment objective. A shareholder that holds shares for an entire Investment Period may still lose his or her investment in the Fund.**

Each Fund seeks to provide only those shareholders that hold shares for the entire Investment Period with a buffer against the first 8%-12% of S&P 500 Price Index losses (based upon the value of the S&P 500 Price Index at the time the Fund entered into the FLEX Options (or standard exchange-listed options) on the first day of the Investment Period) during the Investment Period. Shareholders will bear any and all S&P 500 Price Index losses exceeding the 8%-12% buffer. The buffer is determined based on the performance of the S&P 500 Price Index only and does not take into account the effect of a Fund’s Total Annual Fund Operating Expenses on its performance. In addition, the returns that each Fund generally seeks to provide does not include the costs of purchasing Fund shares and certain expenses incurred by the Fund. While each Fund seeks to limit losses for shareholders who hold their shares for the entire Investment Period, there is no guarantee that the Adviser will implement a Fund’s investment strategy successfully or that such investment strategy, including the buffer, will produce the intended results.

As explained in greater detail in this Prospectus, if a Fund has experienced certain levels of gains or losses since the beginning of an Investment Period, there may be little to no ability for the Fund to achieve gains or benefit from the buffer for the remainder of the Investment Period regardless of the Adviser's effective implementation of the Fund's investment strategy.

Depending on market conditions at the time of purchase, it also is possible that a shareholder that purchases shares after an Investment Period has begun may lose his or her entire investment. For example, if a Fund decreases in value beyond the pre-determined 8%-12% buffer after an Investment Period begins, an investor purchasing shares of the Fund at that price may not benefit from the buffer even if the investor holds the shares for the remainder of the Investment Period. Similarly, if a Fund increases in value, an investor purchasing shares of the Fund at that price may not benefit from the buffer until the Fund's value decreases to its value at the commencement of the Investment Period. An investment in a Fund is only appropriate for shareholders willing to bear those losses. The Funds' website contains important information that will assist you in determining whether to buy shares.

A Fund's investment outcome depends, in part, on the Fund's net asset value ("NAV") per share on the first day of an Investment Period. As noted above, a Fund's assets will be principally composed of FLEX Options (or standardized exchange-listed options), the values of which are a function of the performance of the S&P 500 Price Index and the number of days remaining until expiration. While each Fund's investment adviser generally anticipates that the Fund's NAV will move in the same direction as the S&P 500 Price Index (meaning that the Fund's NAV will increase if the S&P 500 Price Index experiences gains and that the Fund's NAV will decrease if the S&P 500 Price Index experiences losses), the Fund's NAV may not increase or decrease at the same rate as the S&P 500 Price Index. The amount of time remaining until the end of an Investment Period also affects the effect of the buffer on a Fund's NAV. A Fund's buffer may not be in full effect prior to the end of the Investment Period. **Each Fund's investment strategy is designed to produce an outcome upon the expiration of the options it holds on the last day of the Investment Period. Shareholders should not expect that such outcome will be provided at any point prior to that time and there is no guarantee that the outcome will be achieved on the last day of the Investment Period.**

The Funds' website, www.true-shares.com, provides important Fund information, including Investment Period start and end dates and buffer information, as well as information relating to the potential outcome of an investment in each Fund on a daily basis. **If you are contemplating purchasing shares of Fund, please visit the website to learn more. Investors considering purchasing shares after an Investment Period has begun or selling shares prior to the end of an Investment Period should understand they may not realize the intended benefit of a Fund's strategy. Prior to making such an investment decision, you should visit the Funds' website to fully understand the potential investment outcomes of a holding period that is different than a Fund's Investment Period.**

The Funds have characteristics unlike many other traditional investment products and may not be suitable for all investors. The next page sets forth important considerations to assist you in determining whether an investment in a Fund is appropriate for you.

You should consider an investment in a Fund only if you:

- understand the risks inherent in an investment in the Fund;
- desire to invest in a product with a return that is dependent on the performance of the S&P 500 Price Index over the Investment Period;
- are willing to hold the Fund's shares for the duration of the Investment Period to achieve the returns that the Fund seeks to provide;
- understand that purchases and/or sales of Fund shares made in between Roll Dates or during an Investment Period may have limited to no upside;
- seek the protection of an 8% to 12% buffer on S&P 500 Price Index losses, if any, for the Fund investment held for the entirety of the Investment Period and understand that there is no guarantee that the buffer will be successful in protecting your investment in the Fund against loss;
- understand that the Fund's investments do not provide for dividends to the Fund;

- understand that investments in the Fund made after an Investment Period has begun may not fully benefit from the buffer;
- are willing to accept the risk of losing your entire investment; and
- have visited the Funds' website and understand the investment outcomes available to you based upon the timing of your purchase.

You should not consider an investment in a Fund if you:

- do not fully understand the risks inherent in an investment in the Fund;
- do not desire to invest in a product with a return that is dependent on the performance of the S&P 500 Price Index over the Investment Period;
- are unwilling to hold Fund shares for the duration of the Investment Period to achieve the returns that the Fund seeks to provide;
- do not fully understand that purchases and/or sales of Fund shares made between Roll Dates may have limited to no upside;
- seek an investment that provides total protection against S&P 500 Price Index losses or Fund losses generally for an investment held for the duration of an Investment Period;
- do not fully understand that the Fund's investments do not provide for dividends to the Fund;
- do not fully understand that investments in the Fund made after an Investment Period has begun may not fully benefit from the buffer;
- are unwilling to accept the risk of losing your entire investment; and
- have not visited the Funds' website and do not understand the investment outcomes available to you based upon the timing of your purchase.

TABLE OF CONTENTS

	Page
<u>TrueShares Structured Outcome (January) ETF– Fund Summary</u>	1
<u>TrueShares Structured Outcome (February) ETF– Fund Summary</u>	9
<u>TrueShares Structured Outcome (March) ETF– Fund Summary</u>	16
<u>TrueShares Structured Outcome (April) ETF– Fund Summary</u>	23
<u>TrueShares Structured Outcome (May) ETF– Fund Summary</u>	31
<u>TrueShares Structured Outcome (June) ETF– Fund Summary</u>	39
<u>TrueShares Structured Outcome (September) ETF– Fund Summary</u>	47
<u>TrueShares Structured Outcome (October) ETF– Fund Summary</u>	55
<u>TrueShares Structured Outcome (November) ETF– Fund Summary</u>	63
<u>TrueShares Structured Outcome (December) ETF– Fund Summary</u>	70
<u>Additional Information About the Funds</u>	78
<u>Portfolio Holdings Information</u>	83
<u>Management</u>	84
<u>How to Buy and Sell Shares</u>	84
<u>Dividends, Distributions and Taxes</u>	86
<u>Distribution</u>	88
<u>Premium/Discount Information</u>	88
<u>Other Information; Additional Notices</u>	88
<u>Financial Highlights</u>	88

FUND SUMMARY—TRUESHARES STRUCTURED OUTCOME (JANUARY) ETF

Investment Objective

The TrueShares Structured Outcome (January) ETF (the “January ETF” or the “Fund”) seeks to provide investors with returns (before fees and expenses) that track those of the S&P 500 Price Return Index (the “S&P 500 Price Index”) while seeking to provide a buffer against the first 8% to 12% of S&P 500 Price Index losses, over a twelve-month period. The current twelve-month period extends from January 1, 2025 to December 31, 2025, and each subsequent twelve-month period begins the day after the current period ends (January 1) and ends on December 31 of the following year.

Fees and Expenses of the Fund

The following table describes the fees and expenses you may pay if you buy, hold, and sell shares of the Fund (“Shares”). **You may pay other fees, such as brokerage commissions and other fees to financial intermediaries, which are not reflected in the table and Example below.**

Shareholder Fees (<i>fees paid directly from your investment</i>)	None
Annual Fund Operating Expenses (<i>expenses that you pay each year as a percentage of the value of your investment</i>)	
Management Fees	0.79%
Distribution and/or Service (12b-1) Fees	0.00%
Other Expenses	0.00%
Total Annual Fund Operating Expenses	<u>0.79%</u>

Expense Example

This Example is intended to help you compare the cost of investing in the Fund with the cost of investing in other funds. The Example assumes that you invest \$10,000 in the Fund for the time periods indicated and then redeem all of your Shares at the end of those periods. The Example also assumes that your investment has a 5% return each year and that the Fund’s operating expenses remain the same. The Example does not take into account brokerage commissions that you may pay on your purchases and sales of Shares. Although your actual costs may be higher or lower, based on these assumptions your costs would be:

1 Year	3 Years	5 Years	10 Years
\$81	\$252	\$439	\$978

Portfolio Turnover

The Fund pays transaction costs, such as commissions, when it buys and sells securities (or “turns over” its portfolio). A higher portfolio turnover rate may indicate higher transaction costs and may result in higher taxes when Shares are held in a taxable account. These costs, which are not reflected in the Total Annual Fund Operating Expenses or in the Example, affect the Fund’s performance. This rate excludes the value of portfolio securities whose maturities or expiration dates at the time of acquisition were one year or less. For the fiscal year ended December 31, 2024, the Predecessor Fund’s (defined below) portfolio turnover rate was 0% of the average value of its portfolio.

Principal Investment Strategies of the Fund

TrueShares Structured Outcome (January) ETF

The Fund is an actively managed exchange-traded fund (“ETF”) that seeks to achieve its investment objective by investing substantially all of its assets in options on the S&P 500 Price Index. The Fund’s investment adviser, TrueMark Investments, LLC (“TrueMark” or the “Adviser”), will employ a “buffer protect” options strategy that uses such options to seek to achieve exposure to the performance of the S&P 500 Price Index (before fees and expenses) while mitigating the first 8% to 12% decline (before fees and expenses) in the performance of the S&P 500 Price Index (the “Buffer”) over a 12-month period beginning on a specified day each January (each, a “Roll Date”). The period from one Roll Date to the next Roll Date is referred to as the “Investment Period,” and the first day of the Investment Period is referred to as the “Initial Investment Day.”

The Fund will purchase call options and sell (write) put options on the S&P 500 Price Index or an ETF that seeks to track the performance of the S&P 500 Price Index (each, a “S&P 500 Price Index ETF”) on each Initial Investment Day with an expiration on the next Roll Date. An option gives the purchaser of the option the right to purchase (for a call option) or sell (for a put option) the reference asset (or deliver cash equal to the value of the reference asset) at a specified price (“strike price”). In the event the reference asset declines in value, the value of a put option generally will increase and the value of a call option generally will decrease and may become worthless. In the event the reference asset appreciates in value, the value of a put option generally will decrease and become worthless and the value of a call option generally will increase.

On each Initial Investment Day, the Fund will sell (write) put options on the S&P 500 Price Index or an ETF that tracks the S&P 500 Price Index with a strike price within a range of approximately 8% to 12% lower than the current value of the S&P 500 Price Index or a S&P 500 Price Index ETF. As the seller of these options, the Fund receives a premium from the buyer of the options, which the Fund invests in at-the-money call options on the S&P 500 Price Index or a S&P 500 Price Index ETF (*i.e.*, call options having a strike price roughly equal to the current value of the S&P 500 Price Index or a S&P 500 Price Index ETF). The relative price of the put options sold (written) by the Fund to the price of the call options purchased by the Fund will determine the Fund's exposure to the performance of the S&P 500 Price Index during the Investment Period. **Due to the cost of the options used by the Fund, the correlation of the Fund's performance to that of the S&P 500 Price Index is expected to be less than if the Fund invested directly in the constituents of the S&P 500 Price Index (*i.e.*, without using options), and could be substantially less.** This means that if the S&P 500 Price Index experiences gains for an Investment Period, the Fund may not realize gains to the same extent.

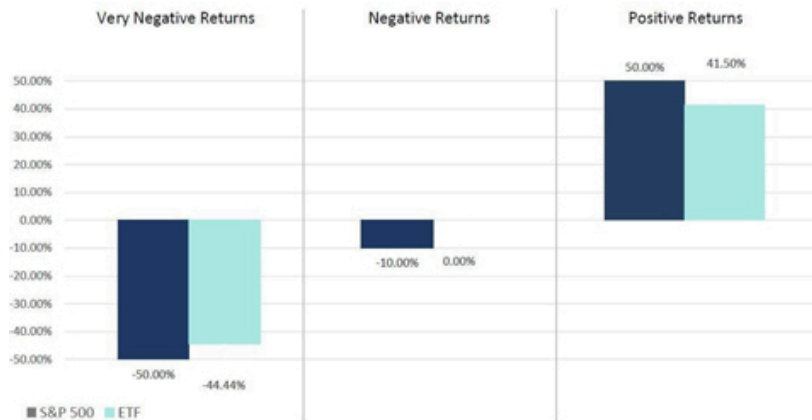
The Fund's strategy also seeks to protect investors from a decline of up to 8% to 12% in the performance of the S&P 500 Price Index from one Roll Date to the next Roll Date. When the Adviser sells puts on the S&P 500 Price Index to create the buffer range, the proceeds are used to purchase calls at the money. However, not all puts generate the same premium relative to the downside exposure of the Fund. The Adviser will seek to deliver a buffer of 10% from the reference price of the S&P 500 Price Index on the first trading day of the month. However, the market could fluctuate on or after the buffer is set and this range allows for market condition volatility. **The Fund is not designed to protect against declines of more than 8% to 12% in the performance of the S&P 500 Price Index, and there can be no guarantee that the Fund will be successful in implementing the buffer protect options strategy to protect against the first 8% to 12% decline.** Additionally, even if the Fund mitigates a decline in the performance of the S&P 500 Price Index from one Roll Date to the next Roll Date, the Fund's returns during the Investment Period (prior to the next Roll Date) may not reflect the buffer protect options strategy.

The Fund will invest in either standardized exchange-listed options or in exchange-traded FLEXible EXchange Options ("FLEX Options"). FLEX Options are customized exchange-traded option contracts available through the Chicago Board Option Exchange ("Cboe") that are guaranteed for settlement by The Options Clearing Corporation ("OCC"). FLEX Options provide investors with the ability to customize exercise prices, exercise styles, and expiration dates, while achieving price discovery in competitive, transparent, auction markets and avoiding the counterparty exposure of over-the-counter ("OTC") options positions. The Fund will invest in European-style FLEX Options (*i.e.*, they can only be exercised at the expiration date of the option) based on the performance of the S&P 500 Price Index or a S&P 500 Price Index ETF and which have an expiration date that is the last day of the Investment Period only. In general, the Fund intends to invest to the greatest extent possible in FLEX Options, as these options provide the best combination of OCC guarantees, price discovery, customization, and European-style settlement that is ideal for the Fund. However, the Fund may use listed options to provide an additional source of desired market exposure when the Adviser believes doing so will be beneficial to the Fund. The Fund also expects to invest in U.S. Treasury bonds or money market funds that invest in U.S. Treasury bonds.

The Fund is designed to provide the outcomes below (before fees and expenses) during each individual Investment Period. The outcomes would be lower if the fees and expenses were included.

Change in the Returns of the S&P 500 Price Index	Expected Change in the Returns of the Fund
Declines between -8% and -12% (or more)	Declines 8% to 12% percentage points less than the S&P 500 Price Index (e.g., if the S&P 500 Price Index returns -35%, the Fund is designed to return -23% to -27%)
Declines between 0% and -8%	No change
Appreciates	The Fund's returns will appreciate to a similar extent as the S&P 500 Price Index

The charts below illustrate the hypothetical returns that the Fund seeks to provide in certain illustrative scenarios for a shareholder that purchases Shares on the Initial Investment Day and holds such Shares for the entire Investment Period. These charts do not take into account payment by the Fund of Total Annual Fund Operating Expenses and assume a buffer of 10%. **There is no guarantee that the Fund will be successful in providing these investment outcomes for any Investment Period.**



The Fund includes a mix of purchased and written (sold) put and call options structured to seek to achieve the results described above. The Fund is designed to seek to achieve the results described above for investments made on the Initial Investment Day and held until the last day of the Investment Period. **Investments made on any day other than the Initial Investment Day may differ significantly, positively or negatively, from the results described above.** The Fund's website, www.true-shares.com, contains information about the Fund's holdings, and the performance of the S&P 500 Price Index as of the Initial Investment Day and the prior business day to assist an investor in understanding the range of results such investor can expect for investments made at times other than on the Initial Investment Day.

Additionally, the Fund's website provides information relating to the returns of the Fund, including the Fund's Buffer and its position relative to the performance of the S&P 500 Price Index on a daily basis.

The Fund's operations are intended to be continuous. It will not terminate and distribute its assets at the conclusion of an Investment Period. On each Roll Date, another Investment Period will commence and the Fund will invest in a new set of options.

Principal Risks of Investing in the Fund

The principal risks of investing in the Fund are summarized below. The principal risks are presented in alphabetical order to facilitate finding particular risks and comparing them with the risks of other funds. Each risk summarized below is considered a “principal risk” of investing in the Fund, regardless of the order in which it appears. As with any investment, there is a risk that you could lose all or a portion of your investment in the Fund. Some or all of these risks may adversely affect the Fund’s net asset value per share (“NAV”), trading price, yield, total return and/or ability to meet its objective. For more information about the risks of investing in the Fund, see the section in the Fund’s Prospectus titled “Additional Information About the Fund.”

- **Buffered Strategy Investment Risk.**

- *Buffered Loss Risk.* There can be no guarantee that the Fund will be successful in its strategy to provide buffer protection against S&P 500 Price Index losses if the S&P 500 Price Index decreases over the Investment Period by 8% or less. A shareholder may lose their entire investment. The Fund’s strategy seeks to deliver returns that match the S&P 500 Price Index (but will be less than the S&P 500 Price Index due to the cost of the options used by the Fund), while limiting downside losses, if Shares are bought on the day on which the Fund enters into the options and held until those options expire at the end of each Investment Period. In the event an investor purchases Shares after the date on which the options were entered into or sells Shares prior to the expiration of the options, the buffer that the Fund seeks to provide may not be available. The Fund does not provide principal protection and an investor may experience significant losses on its investment, including the loss of its entire investment.
- *Flex Options Risk.* The Fund may invest in FLEX Options issued and guaranteed for settlement by the OCC. The Fund bears the risk that the OCC will be unable or unwilling to perform its obligations under the FLEX Options contracts. Additionally, FLEX Options may be illiquid, and in such cases, the Fund may have difficulty closing out certain FLEX Options positions at desired times and prices.
- *Options Risk.* The Fund invests in options that derive their performance from the performance of the S&P 500 Price Index. Writing and buying options are speculative activities and entail investment exposures that are greater than their cost would suggest, meaning that a small investment in an option could have a substantial impact on the performance of the Fund. The Fund’s use of call and put options can lead to losses because of adverse movements in the price or value of the underlying stock, index, or other asset, which may be magnified by certain features of the options. These risks are heightened when the Fund’s portfolio manager uses options to enhance the Fund’s return or as a substitute for a position or security. When selling a call or put option, the Fund will receive a premium; however, this premium may not be enough to offset a loss incurred by the Fund if the price of the underlying asset is above or below, respectively, the strike price by an amount equal to or greater than the premium. The value of an option may be adversely affected if the market for the option becomes less liquid or smaller, and will be affected by changes in the value or yield of the option’s underlying asset, an increase in interest rates, a change in the actual or perceived volatility of the stock market or the underlying asset and the remaining time to expiration. Additionally, the value of an option does not increase or decrease at the same rate as the underlying asset(s). The Fund’s use of options, due to the cost of the options, will reduce the Fund’s ability to get returns equal to the S&P 500 Price Index. This means that if the S&P 500 Price Index experiences gains for an Investment Period, the Fund will not benefit to the same extent from those gains. In addition, if the price of the underlying asset of an option is above the strike price of a written call option or below the strike price for a written put option, the value of the option, and consequently of the Fund, may decline significantly more than if the Fund invested directly in the underlying asset instead of using options. The Fund invests in options that derive their performance from the performance of the S&P 500 Price Index and can be volatile and involve various types and degrees of risks. The Fund could experience a loss if its options do not perform as anticipated, or are not correlated with the performance of their underlying stock or if the Fund is unable to purchase or liquidate a position because of an illiquid secondary market.
- *Purchase and Sale of Timing Risk.* The Fund is designed to protect against the first 8% to 12% decline in the value of the S&P 500 Price Index and provide for participation in any gains, although not to the same extent, as the value of the S&P 500 Price Index, for a 12-month period from one Roll Date to the next Roll Date. Because the options purchased and written by the Fund will expire on the next Roll Date, if you purchase or sell Shares on a date other than a Roll Date or if you hold Shares for more or less than the time from the most recent Roll Date to the next Roll Date, the value of your investment in Shares may not be protected against the first 8% to 12% decline in the value of the S&P 500 Price Index and may not participate in a gain in the value of the S&P 500 Price Index for your investment period. The value of the options purchased and written by the Fund is dependent on, among other factors, the value, implied volatility, and implied dividend rate of the S&P 500 Price Index and interest rates, any or all of which may vary, sometimes significantly, during the period from the most recent Roll Date to the next Roll Date. Consequently, the value of the Fund may not directly track changes in the value of the S&P 500 Price Index in between Roll Dates.

- **Cybersecurity Risk.** Cybersecurity incidents may allow an unauthorized party to gain access to Fund assets or proprietary information, or cause the Fund, the Adviser and/or other service providers (including custodians and financial intermediaries) to suffer data breaches or data corruption. Additionally, cybersecurity failures or breaches of the electronic systems of the Fund, the Adviser or the Fund’s other service providers, market makers, Authorized Participants (“APs”), the Fund’s primary listing exchange, or the issuers of securities in which the Fund invests have the ability to disrupt and negatively affect the Fund’s business operations, including the ability to purchase and sell Shares, potentially resulting in financial losses to the Fund and its shareholders.

- **Equity Market Risk.** The Fund invests in options that derive their performance from the S&P 500 Price Index, which is made up of common stocks. Common stocks are susceptible to general stock market fluctuations and to volatile increases and decreases in value as market confidence in and perceptions of their issuers change. These investor perceptions are based on various and unpredictable factors including: expectations regarding government, economic, monetary and fiscal policies; inflation and interest rates; economic expansion or contraction; and global or regional political, economic and banking crises.
- **ETF Risks.** The Fund is an ETF, and, as a result of an ETF's structure, it is exposed to the following risks:
 - *Authorized Participants, Market Makers, and Liquidity Providers Concentration Risk.* The Fund has a limited number of financial institutions that may act as APs. In addition, there may be a limited number of market makers and/or liquidity providers in the marketplace. Shares may trade at a material discount to NAV and possibly face delisting if either: (i) APs exit the business or otherwise become unable to process creation and/or redemption orders and no other APs step forward to perform these services, or (ii) market makers and/or liquidity providers exit the business or significantly reduce their business activities and no other entities step forward to perform their functions.
 - *Costs of Buying or Selling Shares.* Due to the costs of buying or selling Shares, including brokerage commissions imposed by brokers and bid-ask spreads, frequent trading of Shares may significantly reduce investment results and an investment in Shares may not be advisable for investors who anticipate regularly making small investments.
 - *Shares May Trade at Prices Other Than NAV.* As with all ETFs, Shares may be bought and sold in the secondary market at market prices. Although it is expected that the market price of Shares will approximate the Fund's NAV, there may be times when the market price of Shares is more than the NAV intra-day (premium) or less than the NAV intra-day (discount) due to supply and demand of Shares or during periods of market volatility. This risk is heightened in times of market volatility, periods of steep market declines, and periods when there is limited trading activity for Shares in the secondary market, in which case such premiums or discounts may be significant.
 - *Trading Risk.* Although Shares are listed for trading on the Cboe BZX Exchange, Inc. (the "Exchange") and may be traded on U.S. exchanges other than the Exchange, there can be no assurance that Shares will trade with any volume, or at all, on any stock exchange. In stressed market conditions, the liquidity of Shares may begin to mirror the liquidity of the Fund's underlying portfolio holdings, which can be significantly less liquid than the Shares.
- **Management Risk.** The Fund is actively managed and may not meet its investment objective based on the Adviser's success or failure to implement investment strategies for the Fund.
- **Market Risk.** The trading prices of securities and other instruments fluctuate in response to a variety of factors. These factors include events impacting the entire market or specific market segments, such as political, market and economic developments, as well as events that impact specific issuers. The Fund's NAV and market price, like security and commodity prices generally, may fluctuate significantly in response to these and other factors. As a result, an investor could lose money over short or long periods of time. U.S. and international markets have experienced significant periods of volatility in recent years due to a number of these factors, including the impact of the COVID-19 pandemic and related public health issues, growth concerns in the U.S. and overseas, uncertainties regarding interest rates, trade tensions, and the threat of and/or actual imposition of tariffs by the U.S. and other countries. In addition, local, regional or global events such as war, including Russia's invasion of Ukraine, acts of terrorism, recessions, rising inflation, or other events could have a significant negative impact on the Fund and its investments. These developments as well as other events could result in further market volatility and negatively affect financial asset prices, the liquidity of certain securities and the normal operations of securities exchanges and other markets.
- **Money Market Instrument Risk.** The Fund may use a variety of money market instruments for cash management purposes, including money market funds, depository accounts and repurchase agreements. Money market funds may be subject to credit risk with respect to the debt instruments in which they invest. Depository accounts may be subject to credit risk with respect to the financial institution in which the depository account is held. Money market instruments may lose money.
- **Options Tax Risk.** The Fund's investments in offsetting positions with respect to the S&P 500 Price Index may be considered "straddles" for U.S. federal income tax purposes. If positions held by the Fund were treated as "straddles" for federal income tax purposes, or the Fund's risk of loss with respect to a position was otherwise diminished as set forth in Treasury regulations, dividends on stocks that are a part of such positions would not constitute qualified dividend income subject to such favorable income tax treatment. In addition, generally, straddles are subject to certain rules that may affect the amount, character and timing of the Fund's gains and losses with respect to straddle positions.

- **Portfolio Turnover Risk.** Because the Fund may “turn over” some or all of its portfolio frequently, the Fund may incur high levels of transaction costs from commissions or mark-ups in the bid/offer spread. Higher portfolio turnover (e.g., in excess of 100% per year) may result in the Fund paying higher levels of transaction costs and generating greater tax liabilities for shareholders.
- **Tax Efficiency Risk.** A significant portion of income received from the Fund may be subject to tax at effective tax rates that are higher than the rates that would apply if the Fund were to engage in a different investment strategy. Additionally, the Fund’s investment strategy may require it to effect redemptions, in whole or in part, for cash. As a result, the Fund may be required to sell portfolio securities to obtain the cash needed to distribute redemption proceeds. Further, to the extent the Fund is able to use certain of its derivatives to effect in-kind redemptions of the Fund’s Shares, such usage may give rise to a taxable event for the Fund. In both cases, the Fund may be required to recognize investment income and/or capital gains or losses that it might not have recognized if it had completely satisfied the redemption in-kind. As a result, the Fund may be less tax efficient if it includes such a cash payment than if the in-kind redemption process was used exclusively. In addition, cash redemptions may incur higher brokerage costs than in-kind redemptions and these added costs may be borne by the Fund and negatively impact Fund performance. You should consult your tax advisor as to the tax consequences of purchasing, owning, and selling Shares.
- **Tax Risk.** The Fund intends to qualify as a regulated investment company (“RIC”) under the Internal Revenue Code of 1986, as amended (the “Code”), which requires the Fund to distribute a certain portion of its income and gains each tax year, among other requirements. Similar to other ETFs and pursuant to the Code, when the Fund disposes of appreciated property by distributing such appreciated property in-kind pursuant to a redemption request, the Fund does not expect to recognize any built-in gain in such appreciated property. If the Internal Revenue Service (“IRS”) disagrees with the Fund’s position as to the applicability of this non-recognition rule to the Fund’s disposition of FLEX Options and subsequent acquisition of other FLEX Options in close connection with the Roll Date, the Fund could be treated as having recognized additional gains from such in-kind distributions of FLEX Options. In such a case, the Fund may not have distributed sufficient income or gains to avoid incurring entity level tax and could potentially fail to qualify as a RIC for being under distributed during the year. The Fund may be able to rectify a failure to meet the distribution requirements for a year by paying “deficiency dividends” to shareholders in a later year, which may be included in the Fund’s deduction for dividends paid for the earlier year. In this case, the Fund may be able to avoid losing the Fund’s qualification for taxation as a RIC or being taxed on amounts distributed as deficiency dividends. However, the Fund will be required to pay interest and a penalty based on the amount of any deduction taken for deficiency dividends. If, in any year, the Fund fails to qualify as a RIC, the Fund itself generally would be subject to U.S. federal income and potentially excise taxation and distributions (including any distributions of net capital gain) received by shareholders generally would be subject to further U.S. federal income taxation, although corporate shareholders could be eligible for the dividends received deduction (subject to certain limitations) and individuals may be able to benefit from the lower tax rates available to qualified dividend income. Accordingly, disqualification as a RIC would have a significant adverse effect on the value of shares of the Fund.
- **U.S. Treasury Obligations Risk.** U.S. Treasury obligations may differ from other fixed income securities in their interest rates, maturities, times of issuance and other characteristics. Similar to other issuers, changes to the financial condition or credit rating of the U.S. government may cause the value of the Fund’s U.S. Treasury obligations to decline.

Performance

The Fund acquired all of the assets and liabilities of the TrueShares Structured Outcome (January) ETF, a series of Listed Funds Trust (the “Predecessor Fund”), in a tax-free reorganization on August 8, 2025. In connection with this acquisition, shares of the Predecessor Fund were exchanged for shares of the Fund. The Predecessor Fund had an investment objective and strategies that were, in all material respects, the same as those of the Fund, and was managed in a manner that, in all material respects, complied with the investment guidelines and restrictions of the Fund. The Fund is a continuation of the Predecessor Fund, and therefore, the performance information includes the performance of the Predecessor Fund.

The performance information presented below provides some indication of the risks of investing in the Fund by showing the extent to which the Predecessor Fund’s performance can change from year to year and over time. The bar chart below shows the Predecessor Fund’s performance for calendar years ended December 31. The table illustrates how the Fund’s average annual returns for the 1 year and since inception periods compare with those of the S&P 500 Total Return Index, a broad measure of market performance, and the S&P 500 Price Index, which is integral to the Fund’s investment strategy and is comprised of the same components as the S&P 500 Total Return Index but does not include dividends in its calculation. The Predecessor Fund’s past performance, before and after taxes, does not necessarily indicate how it will perform in the future.

Effective May 1, 2024, the Adviser began managing the Predecessor Fund directly. Prior to May 1, 2024, the Predecessor Fund was managed on a day-to-day basis by an investment sub-adviser. The Predecessor Fund’s performance for periods prior to May 1, 2024 may have differed had the Predecessor Fund been managed directly by the Adviser. Updated performance information is available on the Fund’s website at www.trueshares.com.



The calendar year-to-date total return of the Predecessor Fund as of June 30, 2025 was 3.95%. During the period of time shown in the bar chart, the highest quarterly return was 8.79% for the quarter ended December 31, 2023, and the lowest quarterly return was -11.01% for the quarter ended June 30, 2022.

Average Annual Total Returns (for the Periods Ended December 31, 2024)

	One Year	Since Inception (12/31/2020)
TrueShares Structured Outcome (January) ETF		
Return Before Taxes	18.11%	10.95%
Return After Taxes on Distributions	16.86%	9.87%
Return After Taxes on Distributions and Sale of Fund Shares	10.73%	8.11%
S&P 500 Price Index¹	23.31%	11.86%
(reflects no deductions for fees, expenses, or taxes)		
S&P 500 Total Return Index	25.02%	13.58%
(reflects no deductions for fees, expenses, or taxes)		

¹ Unlike the S&P 500 Total Return Index, the S&P 500 Price Index excludes dividends. The returns of the S&P 500 Price Index are lower than the S&P 500 Total Return Index due to such exclusion of dividends.

After-tax returns are calculated using the historical highest individual federal marginal income tax rates during the period covered by the table above and do not reflect the impact of state and local taxes. Actual after-tax returns depend on an investor’s tax situation and may differ from those shown. After-tax returns shown are not relevant to investors who hold their Shares through tax-deferred arrangements such as an individual retirement account (“IRA”) or other tax-advantaged accounts. In certain cases, the figure representing “Return After Taxes on Distributions and Sale of Shares” may be higher than the other return figures for the same period. A higher after-tax return results when a capital loss occurs upon redemption and provides an assumed tax deduction that benefits the investor.

Management

Adviser: TrueMark Investments, LLC

Portfolio Manager: Jeffrey Feldman has been portfolio manager of the Fund since 2024.

Purchase and Sale of Shares

Shares are listed on the Exchange, and individual Shares may only be bought and sold in the secondary market through brokers at market prices, rather than NAV. Because Shares trade at market prices rather than NAV, Shares may trade at a price greater than NAV (premium) or less than NAV (discount).

The Fund issues and redeems Shares at NAV only in large blocks known as “Creation Units,” which only APs (typically, broker-dealers) may purchase or redeem. The Fund generally issues and redeems Creation Units in exchange for a portfolio of securities and/or a designated amount of U.S. cash.

Investors may incur costs attributable to the difference between the highest price a buyer is willing to pay to purchase Shares (bid) and the lowest price a seller is willing to accept for Shares (ask) when buying or selling Shares in the secondary market (the “bid-ask spread”). Recent information about the Fund, including its NAV, market price, premiums and discounts, and bid-ask spreads is available on the Fund’s website at www.TrueShares.com.

Tax Information

Fund distributions are generally taxable as ordinary income or capital gains (or a combination), unless your investment is in an IRA or other tax-advantaged account. Distributions on investments made through tax-deferred arrangements may be taxed later upon withdrawal of assets from those accounts.

Financial Intermediary Compensation

If you purchase Shares through a broker-dealer or other financial intermediary (such as a bank) (an “Intermediary”), the adviser or its affiliates may pay Intermediaries for certain activities related to the Fund, including participation in activities that are designed to make Intermediaries more knowledgeable about exchange traded products, including the Fund, or for other activities, such as marketing, educational training or other initiatives related to the sale or promotion of Shares. These payments may create a conflict of interest by influencing the Intermediary and your salesperson to recommend the Fund over another investment. Any such arrangements do not result in increased Fund expenses. Ask your salesperson or visit the Intermediary’s website for more information.

FUND SUMMARY—TRUESHARES STRUCTURED OUTCOME (FEBUARY) ETF

Investment Objective

The TrueShares Structured Outcome (February) ETF (the “February ETF” or the “Fund”) seeks to provide investors with returns (before fees and expenses) that track those of the S&P 500 Price Return Index (the “S&P 500 Price Index”) while seeking to provide a buffer against the first 8% to 12% of S&P 500 Price Index losses, over a twelve-month period. The current twelve-month period extends from February 1, 2025 to January 31, 2026, and each subsequent twelve-month period begins the day after the current period ends (February 1) and ends on January 31 of the following year.

Fees and Expenses of the Fund

(1) The following table describes the fees and expenses you may pay if you buy, hold, and sell shares of the Fund (“Shares”). **You may pay other fees, such as brokerage commissions and other fees to financial intermediaries, which are not reflected in the table and Example below.**

Shareholder Fees (<i>fees paid directly from your investment</i>)	None
Annual Fund Operating Expenses (<i>expenses that you pay each year as a percentage of the value of your investment</i>) (expenses that you pay each year as a percentage of the value of your investment)	
Management Fees	0.79%
Distribution and/or Service (12b-1) Fees	0.00%
Other Expenses	0.00%
Total Annual Fund Operating Expenses	0.79%

Expense Example

This Example is intended to help you compare the cost of investing in the Fund with the cost of investing in other funds. The Example assumes that you invest \$10,000 in the Fund for the time periods indicated and then redeem all of your Shares at the end of those periods. The Example also assumes that your investment has a 5% return each year and that the Fund’s operating expenses remain the same. The Example does not take into account brokerage commissions that you may pay on your purchases and sales of Shares. Although your actual costs may be higher or lower, based on these assumptions your costs would be:

1 Year	3 Years	5 Years	10 Years
\$81	\$252	\$439	\$978

Portfolio Turnover

The Fund pays transaction costs, such as commissions, when it buys and sells securities (or “turns over” its portfolio). A higher portfolio turnover rate may indicate higher transaction costs and may result in higher taxes when Shares are held in a taxable account. These costs, which are not reflected in the Total Annual Fund Operating Expenses or in the Example, affect the Fund’s performance. This rate excludes the value of portfolio securities whose maturities or expiration dates at the time of acquisition were one year or less. For the fiscal year ended December 31, 2024, the Predecessor Fund’s (defined below) portfolio turnover rate was 0% of the average value of its portfolio.

Principal Investment Strategies of the Fund

TrueShares Structured Outcome (February) ETF

The Fund is an actively managed exchange-traded fund (“ETF”) that seeks to achieve its investment objective by investing substantially all of its assets in options on the S&P 500 Price Index. The Fund’s investment adviser, TrueMark Investments, LLC (“TrueMark” or the “Adviser”), will employ a “buffer protect” options strategy that uses such options to seek to achieve exposure to the performance of the S&P 500 Price Index (before fees and expenses) while mitigating the first 8% to 12% decline (before fees and expenses) in the performance of the S&P 500 Price Index (the “Buffer”) over a 12-month period beginning on a specified day each February (each, a “Roll Date”). The period from one Roll Date to the next Roll Date is referred to as the “Investment Period,” and the first day of the Investment Period is referred to as the “Initial Investment Day.”

The Fund will purchase call options and sell (write) put options on the S&P 500 Price Index or an ETF that seeks to track the performance of the S&P 500 Price Index (each, a “S&P 500 Price Index ETF”) on each Initial Investment Day with an expiration on the next Roll Date. An option gives the purchaser of the option the right to purchase (for a call option) or sell (for a put option) the reference asset (or deliver cash equal to the value of the reference asset) at a specified price (“strike price”). In the event the reference asset declines in value, the value of a put option generally will increase and the value of a call option generally will decrease and may become worthless. In the event the reference asset appreciates in value, the value of a put option generally will decrease and become worthless and the value of a call option generally will increase.

On each Initial Investment Day, the Fund will sell (write) put options on the S&P 500 Price Index or an ETF that tracks the S&P 500 Price Index with a strike price within a range of approximately 8% to 12% lower than the current value of the S&P 500 Price Index or a S&P 500 Price Index ETF. As the seller of these options, the Fund receives a premium from the buyer of the options, which the Fund invests in at-the-money call options on the S&P 500 Price Index or a S&P 500 Price Index ETF (*i.e.*, call options having a strike price roughly equal to the current value of the S&P 500 Price Index or a S&P 500 Price Index ETF). The relative price of the put options sold (written) by the Fund to the price of the call options purchased by the Fund will determine the Fund's exposure to the performance of the S&P 500 Price Index during the Investment Period. **Due to the cost of the options used by the Fund, the correlation of the Fund's performance to that of the S&P 500 Price Index is expected to be less than if the Fund invested directly in the constituents of the S&P 500 Price Index (*i.e.*, without using options), and could be substantially less.** This means that if the S&P 500 Price Index experiences gains for an Investment Period, the Fund may not realize gains to the same extent.

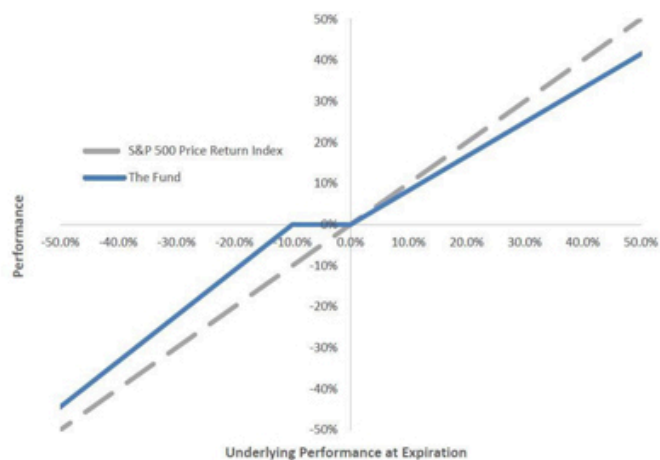
The Fund's strategy also seeks to protect investors from a decline of up to 8% to 12% in the performance of the S&P 500 Price Index from one Roll Date to the next Roll Date. When the Adviser sells puts on the S&P 500 Price Index to create the buffer range, the proceeds are used to purchase calls at the money. However, not all puts generate the same premium relative to the downside exposure of the Fund. The Adviser will seek to deliver a buffer of 10% from the reference price of the S&P 500 Price Index on the first trading day of the month. However, the market could fluctuate on or after the buffer is set and this range allows for market condition volatility. **The Fund is not designed to protect against declines of more than 8% to 12% in the performance of the S&P 500 Price Index, and there can be no guarantee that the Fund will be successful in implementing the buffer protect options strategy to protect against the first 8% to 12% decline.** Additionally, even if the Fund mitigates a decline in the performance of the S&P 500 Price Index from one Roll Date to the next Roll Date, the Fund's returns during the Investment Period (prior to the next Roll Date) may not reflect the buffer protect options strategy.

The Fund will invest in either standardized exchange-listed options or in exchange-traded FLEXible EXchange Options ("FLEX Options"). FLEX Options are customized exchange-traded option contracts available through the Chicago Board Option Exchange ("Cboe") that are guaranteed for settlement by The Options Clearing Corporation ("OCC"). FLEX Options provide investors with the ability to customize exercise prices, exercise styles, and expiration dates, while achieving price discovery in competitive, transparent, auction markets and avoiding the counterparty exposure of over-the-counter ("OTC") options positions. The Fund will invest in European-style FLEX Options (*i.e.*, they can only be exercised at the expiration date of the option) based on the performance of the S&P 500 Price Index or a S&P 500 Price Index ETF and which have an expiration date that is the last day of the Investment Period only. In general, the Fund intends to invest to the greatest extent possible in FLEX Options, as these options provide the best combination of OCC guarantees, price discovery, customization, and European-style settlement that is ideal for the Fund. However, the Fund may use listed options to provide an additional source of desired market exposure when the Adviser believes doing so will be beneficial to the Fund. The Fund also expects to invest in U.S. Treasury bonds or money market funds that invest in U.S. Treasury bonds.

The Fund is designed to provide the outcomes below (before fees and expenses) during each individual Investment Period. The outcomes would be lower if the fees and expenses were included.

Change in the Returns of the S&P 500 Price Index	Expected Change in the Returns of the Fund
Declines between -8% and -12% (or more)	Declines 8% to 12% percentage points less than the S&P 500 Price Index (e.g., if the S&P 500 Price Index returns -35%, the Fund is designed to return -23% to -27%)
Declines between 0% and -8%	No change
Appreciates	The Fund's returns will appreciate to a similar extent as the S&P 500 Price Index

The charts below illustrate the hypothetical returns that the Fund seeks to provide in certain illustrative scenarios for a shareholder that purchases Shares on the Initial Investment Day and holds such Shares for the entire Investment Period. These charts do not take into account payment by the Fund of Total Annual Fund Operating Expenses and assume a buffer of 10%. **There is no guarantee that the Fund will be successful in providing these investment outcomes for any Investment Period.**



The Fund includes a mix of purchased and written (sold) put and call options structured to seek to achieve the results described above. The Fund is designed to seek to achieve the results described above for investments made on the Initial Investment Day and held until the last day of the Investment Period. **Investments made on any day other than the Initial Investment Day may differ significantly, positively or negatively, from the results described above.** The Fund’s website, www.true-shares.com, contains information about the Fund’s holdings, and the performance of the S&P 500 Price Index as of the Initial Investment Day and the prior business day to assist an investor in understanding the range of results such investor can expect for investments made at times other than on the Initial Investment Day. Additionally, the Fund’s website provides information relating to the returns of the Fund, including the Fund’s Buffer and its position relative to the performance of the S&P 500 Price Index on a daily basis.

The Fund’s operations are intended to be continuous. It will not terminate and distribute its assets at the conclusion of an Investment Period. On each Roll Date, another Investment Period will commence and the Fund will invest in a new set of options.

Principal Risks of Investing in the Fund

The principal risks of investing in the Fund are summarized below. The principal risks are presented in alphabetical order to facilitate finding particular risks and comparing them with the risks of other funds. Each risk summarized below is considered a “principal risk” of investing in the Fund, regardless of the order in which it appears. As with any investment, there is a risk that you could lose all or a portion of your investment in the Fund. Some or all of these risks may adversely affect the Fund’s net asset value per share (“NAV”), trading price, yield, total return and/or ability to meet its objective. For more information about the risks of investing in the Fund, see the section in the Fund’s Prospectus titled “Additional Information About the Fund.”

- **Buffered Strategy Investment Risk.**

- *Buffered Loss Risk.* There can be no guarantee that the Fund will be successful in its strategy to provide buffer protection against S&P 500 Price Index losses if the S&P 500 Price Index decreases over the Investment Period by 8% or less. A shareholder may lose their entire investment. The Fund’s strategy seeks to deliver returns that match the S&P 500 Price Index (but will be less than the S&P 500 Price Index due to the cost of the options used by the Fund), while limiting downside losses, if Shares are bought on the day on which the Fund enters into the options and held until those options expire at the end of each Investment Period. In the event an investor purchases Shares after the date on which the options were entered into or sells Shares prior to the expiration of the options, the buffer that the Fund seeks to provide may not be available. The Fund does not provide principal protection and an investor may experience significant losses on its investment, including the loss of its entire investment.

- *Flex Options Risk.* The Fund may invest in FLEX Options issued and guaranteed for settlement by the OCC. The Fund bears the risk that the OCC will be unable or unwilling to perform its obligations under the FLEX Options contracts. Additionally, FLEX Options may be illiquid, and in such cases, the Fund may have difficulty closing out certain FLEX Options positions at desired times and prices.
- *Options Risk.* The Fund invests in options that derive their performance from the performance of the S&P 500 Price Index. Writing and buying options are speculative activities and entail investment exposures that are greater than their cost would suggest, meaning that a small investment in an option could have a substantial impact on the performance of the Fund. The Fund's use of call and put options can lead to losses because of adverse movements in the price or value of the underlying stock, index, or other asset, which may be magnified by certain features of the options. These risks are heightened when the Fund's portfolio manager uses options to enhance the Fund's return or as a substitute for a position or security. When selling a call or put option, the Fund will receive a premium; however, this premium may not be enough to offset a loss incurred by the Fund if the price of the underlying asset is above or below, respectively, the strike price by an amount equal to or greater than the premium. The value of an option may be adversely affected if the market for the option becomes less liquid or smaller, and will be affected by changes in the value or yield of the option's underlying asset, an increase in interest rates, a change in the actual or perceived volatility of the stock market or the underlying asset and the remaining time to expiration. Additionally, the value of an option does not increase or decrease at the same rate as the underlying asset(s). The Fund's use of options, due to the cost of the options, will reduce the Fund's ability to get returns equal to the S&P 500 Price Index. This means that if the S&P 500 Price Index experiences gains for an Investment Period, the Fund will not benefit to the same extent from those gains. In addition, if the price of the underlying asset of an option is above the strike price of a written call option or below the strike price for a written put option, the value of the option, and consequently of the Fund, may decline significantly more than if the Fund invested directly in the underlying asset instead of using options. The Fund invests in options that derive their performance from the performance of the S&P 500 Price Index and can be volatile and involve various types and degrees of risks. The Fund could experience a loss if its options do not perform as anticipated, or are not correlated with the performance of their underlying stock or if the Fund is unable to purchase or liquidate a position because of an illiquid secondary market.
- *Purchase and Sale of Timing Risk.* The Fund is designed to protect against the first 8% to 12% decline in the value of the S&P 500 Price Index and provide for participation in any gains, although not to the same extent, as the value of the S&P 500 Price Index, for a 12-month period from one Roll Date to the next Roll Date. Because the options purchased and written by the Fund will expire on the next Roll Date, if you purchase or sell Shares on a date other than a Roll Date or if you hold Shares for more or less than the time from the most recent Roll Date to the next Roll Date, the value of your investment in Shares may not be protected against the first 8% to 12% decline in the value of the S&P 500 Price Index and may not participate in a gain in the value of the S&P 500 Price Index for your investment period. The value of the options purchased and written by the Fund is dependent on, among other factors, the value, implied volatility, and implied dividend rate of the S&P 500 Price Index and interest rates, any or all of which may vary, sometimes significantly, during the period from the most recent Roll Date to the next Roll Date. Consequently, the value of the Fund may not directly track changes in the value of the S&P 500 Price Index in between Roll Dates.
- **Cybersecurity Risk.** Cybersecurity incidents may allow an unauthorized party to gain access to Fund assets or proprietary information, or cause the Fund, the Adviser and/or other service providers (including custodians and financial intermediaries) to suffer data breaches or data corruption. Additionally, cybersecurity failures or breaches of the electronic systems of the Fund, the Adviser or the Fund's other service providers, market makers, Authorized Participants ("APs"), the Fund's primary listing exchange, or the issuers of securities in which the Fund invests have the ability to disrupt and negatively affect the Fund's business operations, including the ability to purchase and sell Shares, potentially resulting in financial losses to the Fund and its shareholders.
- **Equity Market Risk.** The Fund invests in options that derive their performance from the S&P 500 Price Index, which is made up of common stocks. Common stocks are susceptible to general stock market fluctuations and to volatile increases and decreases in value as market confidence in and perceptions of their issuers change. These investor perceptions are based on various and unpredictable factors including: expectations regarding government, economic, monetary and fiscal policies; inflation and interest rates; economic expansion or contraction; and global or regional political, economic and banking crises.
- **ETF Risks.** The Fund is an ETF, and, as a result of an ETF's structure, it is exposed to the following risks:
 - *Authorized Participants, Market Makers, and Liquidity Providers Concentration Risk.* The Fund has a limited number of financial institutions that may act as APs. In addition, there may be a limited number of market makers and/or liquidity providers in the marketplace. Shares may trade at a material discount to NAV and possibly face delisting if either: (i) APs exit the business or otherwise become unable to process creation and/or redemption orders and no other APs step forward to perform these services, or (ii) market makers and/or liquidity providers exit the business or significantly reduce their business activities and no other entities step forward to perform their functions.

- *Costs of Buying or Selling Shares.* Due to the costs of buying or selling Shares, including brokerage commissions imposed by brokers and bid-ask spreads, frequent trading of Shares may significantly reduce investment results and an investment in Shares may not be advisable for investors who anticipate regularly making small investments.
- *Shares May Trade at Prices Other Than NAV.* As with all ETFs, Shares may be bought and sold in the secondary market at market prices. Although it is expected that the market price of Shares will approximate the Fund's NAV, there may be times when the market price of Shares is more than the NAV intra-day (premium) or less than the NAV intra-day (discount) due to supply and demand of Shares or during periods of market volatility. This risk is heightened in times of market volatility, periods of steep market declines, and periods when there is limited trading activity for Shares in the secondary market, in which case such premiums or discounts may be significant.
- *Trading Risk.* Although Shares are listed for trading on the Cboe BZX Exchange, Inc. (the "Exchange") and may be traded on U.S. exchanges other than the Exchange, there can be no assurance that Shares will trade with any volume, or at all, on any stock exchange. In stressed market conditions, the liquidity of Shares may begin to mirror the liquidity of the Fund's underlying portfolio holdings, which can be significantly less liquid than the Shares.
- **Management Risk.** The Fund is actively managed and may not meet its investment objective based on the Adviser's success or failure to implement investment strategies for the Fund.
- **Market Risk.** The trading prices of securities and other instruments fluctuate in response to a variety of factors. These factors include events impacting the entire market or specific market segments, such as political, market and economic developments, as well as events that impact specific issuers. The Fund's NAV and market price, like security and commodity prices generally, may fluctuate significantly in response to these and other factors. As a result, an investor could lose money over short or long periods of time. U.S. and international markets have experienced significant periods of volatility in recent years due to a number of these factors, including the impact of the COVID-19 pandemic and related public health issues, growth concerns in the U.S. and overseas, uncertainties regarding interest rates, trade tensions, and the threat of and/or actual imposition of tariffs by the U.S. and other countries. In addition, local, regional or global events such as war, including Russia's invasion of Ukraine, acts of terrorism, recessions, rising inflation, or other events could have a significant negative impact on the Fund and its investments. These developments as well as other events could result in further market volatility and negatively affect financial asset prices, the liquidity of certain securities and the normal operations of securities exchanges and other markets.
- **Money Market Instrument Risk.** The Fund may use a variety of money market instruments for cash management purposes, including money market funds, depository accounts and repurchase agreements. Money market funds may be subject to credit risk with respect to the debt instruments in which they invest. Depository accounts may be subject to credit risk with respect to the financial institution in which the depository account is held. Money market instruments may lose money.
- **Options Tax Risk.** The Fund's investments in offsetting positions with respect to the S&P 500 Price Index may be considered "straddles" for U.S. federal income tax purposes. If positions held by the Fund were treated as "straddles" for federal income tax purposes, or the Fund's risk of loss with respect to a position was otherwise diminished as set forth in Treasury regulations, dividends on stocks that are a part of such positions would not constitute qualified dividend income subject to such favorable income tax treatment. In addition, generally, straddles are subject to certain rules that may affect the amount, character and timing of the Fund's gains and losses with respect to straddle positions.
- **Portfolio Turnover Risk.** Because the Fund may "turn over" some or all of its portfolio frequently, the Fund may incur high levels of transaction costs from commissions or mark-ups in the bid/offer spread. Higher portfolio turnover (*e.g.*, in excess of 100% per year) may result in the Fund paying higher levels of transaction costs and generating greater tax liabilities for shareholders.
- **Tax Efficiency Risk.** A significant portion of income received from the Fund may be subject to tax at effective tax rates that are higher than the rates that would apply if the Fund were to engage in a different investment strategy. Additionally, the Fund's investment strategy may require it to effect redemptions, in whole or in part, for cash. As a result, the Fund may be required to sell portfolio securities to obtain the cash needed to distribute redemption proceeds. Further, to the extent the Fund is able to use certain of its derivatives to effect in-kind redemptions of the Fund's Shares, such usage may give rise to a taxable event for the Fund. In both cases, the Fund may be required to recognize investment income and/or capital gains or losses that it might not have recognized if it had completely satisfied the redemption in-kind. As a result, the Fund may be less tax efficient if it includes such a cash payment than if the in-kind redemption process was used exclusively. In addition, cash redemptions may incur higher brokerage costs than in-kind redemptions and these added costs may be borne by the Fund and negatively impact Fund performance. You should consult your tax advisor as to the tax consequences of purchasing, owning, and selling Shares.

- Tax Risk.** The Fund intends to qualify as a regulated investment company (“RIC”) under the Internal Revenue Code of 1986, as amended (the “Code”), which requires the Fund to distribute a certain portion of its income and gains each tax year, among other requirements. Similar to other ETFs and pursuant to the Code, when the Fund disposes of appreciated property by distributing such appreciated property in-kind pursuant to a redemption request, the Fund does not expect to recognize any built-in gain in such appreciated property. If the Internal Revenue Service (“IRS”) disagrees with the Fund’s position as to the applicability of this non-recognition rule to the Fund’s disposition of FLEX Options and subsequent acquisition of other FLEX Options in close connection with the Roll Date, the Fund could be treated as having recognized additional gains from such in-kind distributions of FLEX Options. In such a case, the Fund may not have distributed sufficient income or gains to avoid incurring entity level tax and could potentially fail to qualify as a RIC for being under distributed during the year. The Fund may be able to rectify a failure to meet the distribution requirements for a year by paying “deficiency dividends” to shareholders in a later year, which may be included in the Fund’s deduction for dividends paid for the earlier year. In this case, the Fund may be able to avoid losing the Fund’s qualification for taxation as a RIC or being taxed on amounts distributed as deficiency dividends. However, the Fund will be required to pay interest and a penalty based on the amount of any deduction taken for deficiency dividends. If, in any year, the Fund fails to qualify as a RIC, the Fund itself generally would be subject to U.S. federal income and potentially excise taxation and distributions (including any distributions of net capital gain) received by shareholders generally would be subject to further U.S. federal income taxation, although corporate shareholders could be eligible for the dividends received deduction (subject to certain limitations) and individuals may be able to benefit from the lower tax rates available to qualified dividend income. Accordingly, disqualification as a RIC would have a significant adverse effect on the value of shares of the Fund.
- U.S. Treasury Obligations Risk.** U.S. Treasury obligations may differ from other fixed income securities in their interest rates, maturities, times of issuance and other characteristics. Similar to other issuers, changes to the financial condition or credit rating of the U.S. government may cause the value of the Fund’s U.S. Treasury obligations to decline.

Performance

The Fund acquired all of the assets and liabilities of the TrueShares Structured Outcome (February) ETF, a series of Listed Funds Trust (the “Predecessor Fund”), in a tax-free reorganization on August 8, 2025. In connection with this acquisition, shares of the Predecessor Fund were exchanged for shares of the Fund. The Predecessor Fund had an investment objective and strategies that were, in all material respects, the same as those of the Fund, and was managed in a manner that, in all material respects, complied with the investment guidelines and restrictions of the Fund. The Fund is a continuation of the Predecessor Fund, and therefore, the performance information includes the performance of the Predecessor Fund.

The performance information presented below provides some indication of the risks of investing in the Fund by showing the extent to which the Predecessor Fund’s performance can change from year to year and over time. The bar chart below shows the Predecessor Fund’s performance for calendar years ended December 31. The table illustrates how the Fund’s average annual returns for the 1 year and since inception periods compare with those of the S&P 500 Total Return Index, a broad measure of market performance, and the S&P 500 Price Index, which is integral to the Fund’s investment strategy and is comprised of the same components as the S&P 500 Total Return Index but does not include dividends in its calculation. The Predecessor Fund’s past performance, before and after taxes, does not necessarily indicate how it will perform in the future.

Effective May 1, 2024, the Adviser began managing the Predecessor Fund directly. Prior to May 1, 2024, the Predecessor Fund was managed on a day-to-day basis by an investment sub-adviser. The Predecessor Fund’s performance for periods prior to May 1, 2024 may have differed had the Predecessor Fund been managed directly by the Adviser. Updated performance information is available on the Fund’s website at www.true-shares.com.



The calendar year-to-date total return of the Predecessor Fund as of June 30, 2025 was 4.51%. During the period of time shown in the bar chart, the highest quarterly return was 8.47% for the quarter ended December 31, 2023, and the lowest quarterly return was -10.75% for the quarter ended June 30, 2022.

**Average Annual Total Returns
(for the Periods Ended December 31, 2024)**

TrueShares Structured Outcome (February) ETF	One Year	Since Inception (1/29/2021)
Return Before Taxes	17.12%	11.43%
Return After Taxes on Distributions	15.36%	10.25%
Return After Taxes on Distributions and Sale of Fund Shares	10.15%	8.46%
S&P 500 Price Index¹ (reflects no deductions for fees, expenses, or taxes)	23.31%	12.44%
S&P 500 Total Return Index (reflects no deductions for fees, expenses, or taxes)	25.02%	14.47%

¹ Unlike the S&P 500 Total Return Index, the S&P 500 Price Index excludes dividends. The returns of the S&P 500 Price Index are lower than the S&P 500 Total Return Index due to such exclusion of dividends.

After-tax returns are calculated using the historical highest individual federal marginal income tax rates during the period covered by the table above and do not reflect the impact of state and local taxes. Actual after-tax returns depend on an investor's tax situation and may differ from those shown. After-tax returns shown are not relevant to investors who hold their Shares through tax-deferred arrangements such as an individual retirement account ("IRA") or other tax-advantaged accounts. In certain cases, the figure representing "Return After Taxes on Distributions and Sale of Shares" may be higher than the other return figures for the same period. A higher after-tax return results when a capital loss occurs upon redemption and provides an assumed tax deduction that benefits the investor.

Management

Adviser: TrueMark Investments, LLC

Portfolio Manager: Jeffrey Feldman has been portfolio manager of the Fund since 2024.

Purchase and Sale of Shares

Shares are listed on the Exchange, and individual Shares may only be bought and sold in the secondary market through brokers at market prices, rather than NAV. Because Shares trade at market prices rather than NAV, Shares may trade at a price greater than NAV (premium) or less than NAV (discount).

The Fund issues and redeems Shares at NAV only in large blocks known as "Creation Units," which only APs (typically, broker-dealers) may purchase or redeem. The Fund generally issues and redeems Creation Units in exchange for a portfolio of securities and/or a designated amount of U.S. cash.

Investors may incur costs attributable to the difference between the highest price a buyer is willing to pay to purchase Shares (bid) and the lowest price a seller is willing to accept for Shares (ask) when buying or selling Shares in the secondary market (the "bid-ask spread"). Recent information about the Fund, including its NAV, market price, premiums and discounts, and bid-ask spreads is available on the Fund's website at www.True-Shares.com.

Tax Information

Fund distributions are generally taxable as ordinary income or capital gains (or a combination), unless your investment is in an IRA or other tax-advantaged account. Distributions on investments made through tax-deferred arrangements may be taxed later upon withdrawal of assets from those accounts.

Financial Intermediary Compensation

If you purchase Shares through a broker-dealer or other financial intermediary (such as a bank) (an "Intermediary"), the adviser or its affiliates may pay Intermediaries for certain activities related to the Fund, including participation in activities that are designed to make Intermediaries more knowledgeable about exchange traded products, including the Fund, or for other activities, such as marketing, educational training or other initiatives related to the sale or promotion of Shares. These payments may create a conflict of interest by influencing the Intermediary and your salesperson to recommend the Fund over another investment. Any such arrangements do not result in increased Fund expenses. Ask your salesperson or visit the Intermediary's website for more information.

FUND SUMMARY—TRUESHARES STRUCTURED OUTCOME (MARCH) ETF

Investment Objective

The TrueShares Structured Outcome (March) ETF (the “March ETF” or the “Fund”) seeks to provide investors with returns (before fees and expenses) that track those of the S&P 500 Price Return Index (the “S&P 500 Price Index”) while seeking to provide a buffer against the first 8% to 12% of S&P 500 Price Index losses, over a twelve-month period. The current twelve-month period extends from March 1, 2025 to February 28, 2026, and each subsequent twelve-month period begins the day after the current period ends (March 1) and ends on February 28 of the following year.

Fees and Expenses of the Fund

The following table describes the fees and expenses you may pay if you buy, hold, and sell shares of the Fund (“Shares”). **You may pay other fees, such as brokerage commissions and other fees to financial intermediaries, which are not reflected in the table and Example below.**

Shareholder Fees (<i>fees paid directly from your investment</i>)	None
Annual Fund Operating Expenses (<i>expenses that you pay each year as a percentage of the value of your investment</i>) (expenses that you pay each year as a percentage of the value of your investment)	
Management Fees	0.79%
Distribution and/or Service (12b-1) Fees	0.00%
Other Expenses	0.00%
Total Annual Fund Operating Expenses	0.79%

Expense Example

This Example is intended to help you compare the cost of investing in the Fund with the cost of investing in other funds. The Example assumes that you invest \$10,000 in the Fund for the time periods indicated and then redeem all of your Shares at the end of those periods. The Example also assumes that your investment has a 5% return each year and that the Fund’s operating expenses remain the same. The Example does not take into account brokerage commissions that you may pay on your purchases and sales of Shares. Although your actual costs may be higher or lower, based on these assumptions your costs would be:

1 Year	3 Years	5 Years	10 Years
\$81	\$252	\$439	\$978

Portfolio Turnover

The Fund pays transaction costs, such as commissions, when it buys and sells securities (or “turns over” its portfolio). A higher portfolio turnover rate may indicate higher transaction costs and may result in higher taxes when Shares are held in a taxable account. These costs, which are not reflected in the Total Annual Fund Operating Expenses or in the Example, affect the Fund’s performance. This rate excludes the value of portfolio securities whose maturities or expiration dates at the time of acquisition were one year or less. For the fiscal year ended December 31, 2024, the Predecessor Fund’s (defined below) portfolio turnover rate was 0% of the average value of its portfolio.

Principal Investment Strategies of the Fund

TrueShares Structured Outcome (March) ETF

The Fund is an actively managed exchange-traded fund (“ETF”) that seeks to achieve its investment objective by investing substantially all of its assets in options on the S&P 500 Price Index. The Fund’s investment adviser, TrueMark Investments, LLC (“TrueMark” or the “Adviser”), will employ a “buffer protect” options strategy that uses such options to seek to achieve exposure to the performance of the S&P 500 Price Index (before fees and expenses) while mitigating the first 8% to 12% decline (before fees and expenses) in the performance of the S&P 500 Price Index (the “Buffer”) over a 12-month period beginning on a specified day each March (each, a “Roll Date”). The period from one Roll Date to the next Roll Date is referred to as the “Investment Period,” and the first day of the Investment Period is referred to as the “Initial Investment Day.”

The Fund will purchase call options and sell (write) put options on the S&P 500 Price Index or an ETF that seeks to track the performance of the S&P 500 Price Index (each, a “S&P 500 Price Index ETF”) on each Initial Investment Day with an expiration on the next Roll Date. An option gives the purchaser of the option the right to purchase (for a call option) or sell (for a put option) the reference asset (or deliver cash equal to the value of the reference asset) at a specified price (“strike price”). In the event the reference asset declines in value, the value of a put option generally will increase and the value of a call option generally will decrease and may become worthless. In the event the reference asset appreciates in value, the value of a put option generally will decrease and become worthless and the value of a call option generally will increase.

On each Initial Investment Day, the Fund will sell (write) put options on the S&P 500 Price Index or an ETF that tracks the S&P 500 Price Index with a strike price within a range of approximately 8% to 12% lower than the current value of the S&P 500 Price Index or a S&P 500 Price Index ETF. As the seller of these options, the Fund receives a premium from the buyer of the options, which the Fund invests in at-the-money call options on the S&P 500 Price Index or a S&P 500 Price Index ETF (*i.e.*, call options having a strike price roughly equal to the current value of the S&P 500 Price Index or a S&P 500 Price Index ETF). The relative price of the put options sold (written) by the Fund to the price of the call options purchased by the Fund will determine the Fund's exposure to the performance of the S&P 500 Price Index during the Investment Period. **Due to the cost of the options used by the Fund and fees and expenses of investing in an S&P 500 Price Index ETF, the correlation of the Fund's performance to that of the S&P 500 Price Index is expected to be less than if the Fund invested directly in the constituents of the S&P 500 Price Index (*i.e.*, without using options or investing indirectly through an ETF), and could be substantially less.** This means that if the S&P 500 Price Index experiences gains for an Investment Period, the Fund may not realize gains to the same extent.

The Fund's strategy also seeks to protect Investors from a decline of up to 8% to 12% in the performance of the S&P 500 Price Index from one Roll Date to the next Roll Date. When the Adviser sells puts on the S&P 500 Price Index to create the buffer range, the proceeds are used to purchase calls at the money. However, not all puts generate the same premium relative to the downside exposure of the Fund. The Adviser will seek to deliver a buffer of 10% from the reference price of the S&P 500 Price Index on the first trading day of the month. However, the market could fluctuate on or after the buffer is set and this range allows for market condition volatility. **The Fund is not designed to protect against declines of more than 8% to 12% in the performance of the S&P 500 Price Index, and there can be no guarantee that the Fund will be successful in implementing the buffer protect options strategy to protect against the first 8% to 12% decline.** Additionally, even if the Fund mitigates a decline in the performance of the S&P 500 Price Index from one Roll Date to the next Roll Date, the Fund's returns during the Investment Period (prior to the next Roll Date) may not reflect the buffer protect options strategy.

The Fund will invest in either standardized exchange-listed options or in exchange-traded Flexible Exchange Options ("FLEX Options"). FLEX Options are customized exchange-traded option contracts available through the Chicago Board Option Exchange ("Cboe") that are guaranteed for settlement by The Options Clearing Corporation ("OCC"). FLEX Options provide investors with the ability to customize exercise prices, exercise styles, and expiration dates, while achieving price discovery in competitive, transparent, auction markets and avoiding the counterparty exposure of over-the-counter ("OTC") options positions. The Fund will invest in European-style FLEX Options (*i.e.*, they can only be exercised at the expiration date of the option) based on the performance of the S&P 500 Price Index or a S&P 500 Price Index ETF and which have an expiration date that is the last day of the Investment Period only. In general, the Fund intends to invest to the greatest extent possible in FLEX Options, as these options provide the best combination of OCC guarantees, price discovery, customization, and European-style settlement that is ideal for the Fund. However, the Fund may use listed options to provide an additional source of desired market exposure when the Adviser believes doing so will be beneficial to the Fund. The Fund also expects to invest in U.S. Treasury bonds or money market funds that invest in U.S. Treasury bonds.

The Fund is designed to provide the outcomes below (before fees and expenses) during each individual Investment Period. The outcomes would be lower if the fees and expenses were included.

Change in the Returns of the S&P 500 Price Index	Expected Change in the Returns of the Fund
Declines between -8% and -12% (or more)	Declines 8% to 12% percentage points less than the S&P 500 Price Index (e.g., if the S&P 500 Price Index returns -35%, the Fund is designed to return -23% to -27%)
Declines between 0% and -8%	No change
Appreciates	The Fund's returns will appreciate to a similar extent as the S&P 500 Price Index

The charts below illustrate the hypothetical returns that the Fund seeks to provide in certain illustrative scenarios for a shareholder that purchases Shares on the Initial Investment Day and holds such Shares for the entire Investment Period. These charts do not take into account payment by the Fund of Total Annual Fund Operating Expenses and assume a buffer of 10%. **There is no guarantee that the Fund will be successful in providing these investment outcomes for any Investment Period.**



The Fund includes a mix of purchased and written (sold) put and call options structured to seek to achieve the results described above. The Fund is designed to seek to achieve the results described above for investments made on the Initial Investment Day and held until the last day of the Investment Period. **Investments made on any day other than the Initial Investment Day may differ significantly, positively or negatively, from the results described above.** The Fund’s website, www.true-shares.com, contains information about the Fund’s holdings, and the performance of the S&P 500 Price Index as of the Initial Investment Day and the prior business day to assist an investor in understanding the range of results such investor can expect for investments made at times other than on the Initial Investment Day.

Additionally, the Fund’s website provides information relating to the returns of the Fund, including the Fund’s Buffer and its position relative to the performance of the S&P 500 Price Index on a daily basis.

The Fund’s operations are intended to be continuous. It will not terminate and distribute its assets at the conclusion of an Investment Period. On each Roll Date, another Investment Period will commence and the Fund will invest in a new set of options.

Principal Risks of Investing in the Fund

The principal risks of investing in the Fund are summarized below. The principal risks are presented in alphabetical order to facilitate finding particular risks and comparing them with the risks of other funds. Each risk summarized below is considered a “principal risk” of investing in the Fund, regardless of the order in which it appears. As with any investment, there is a risk that you could lose all or a portion of your investment in the Fund. Some or all of these risks may adversely affect the Fund’s net asset value per share (“NAV”), trading price, yield, total return and/or ability to meet its objective. For more information about the risks of investing in the Fund, see the section in the Fund’s Prospectus titled “Additional Information About the Fund.”

- **Buffered Strategy Investment Risk.**

- *Buffered Loss Risk.* There can be no guarantee that the Fund will be successful in its strategy to provide buffer protection against S&P 500 Price Index losses if the S&P 500 Price Index decreases over the Investment Period by 8% or less. A shareholder may lose their entire investment. The Fund’s strategy seeks to deliver returns that match the S&P 500 Price Index (but will be less than the S&P 500 Price Index due to the cost of the options used by the Fund), while limiting downside losses, if Shares are bought on the day on which the Fund enters into the options and held until those options expire at the end of each Investment Period. In the event an investor purchases Shares after the date on which the options were entered into or sells Shares prior to the expiration of the options, the buffer that the Fund seeks to provide may not be available. The Fund does not provide principal protection and an investor may experience significant losses on its investment, including the loss of its entire investment.

- *Flex Options Risk.* The Fund may invest in FLEX Options issued and guaranteed for settlement by the OCC. The Fund bears the risk that the OCC will be unable or unwilling to perform its obligations under the FLEX Options contracts. Additionally, FLEX Options may be illiquid, and in such cases, the Fund may have difficulty closing out certain FLEX Options positions at desired times and prices.
- *Options Risk.* The Fund invests in options that derive their performance from the performance of the S&P 500 Price Index. Writing and buying options are speculative activities and entail investment exposures that are greater than their cost would suggest, meaning that a small investment in an option could have a substantial impact on the performance of the Fund. The Fund's use of call and put options can lead to losses because of adverse movements in the price or value of the underlying stock, index, or other asset, which may be magnified by certain features of the options. These risks are heightened when the Fund's portfolio manager uses options to enhance the Fund's return or as a substitute for a position or security. When selling a call or put option, the Fund will receive a premium; however, this premium may not be enough to offset a loss incurred by the Fund if the price of the underlying asset is above or below, respectively, the strike price by an amount equal to or greater than the premium. The value of an option may be adversely affected if the market for the option becomes less liquid or smaller, and will be affected by changes in the value or yield of the option's underlying asset, an increase in interest rates, a change in the actual or perceived volatility of the stock market or the underlying asset and the remaining time to expiration. Additionally, the value of an option does not increase or decrease at the same rate as the underlying asset(s). The Fund's use of options, due to the cost of the options, will reduce the Fund's ability to get returns equal to the S&P 500 Price Index. This means that if the S&P 500 Price Index experiences gains for an Investment Period, the Fund will not benefit to the same extent from those gains. In addition, if the price of the underlying asset of an option is above the strike price of a written call option or below the strike price for a written put option, the value of the option, and consequently of the Fund, may decline significantly more than if the Fund invested directly in the underlying asset instead of using options. The Fund invests in options that derive their performance from the performance of the S&P 500 Price Index and can be volatile and involve various types and degrees of risks. The Fund could experience a loss if its options do not perform as anticipated, or are not correlated with the performance of their underlying stock or if the Fund is unable to purchase or liquidate a position because of an illiquid secondary market.
- *Purchase and Sale of Timing Risk.* The Fund is designed to protect against the first 8% to 12% decline in the value of the S&P 500 Price Index and provide for participation in any gains, although not to the same extent, as the value of the S&P 500 Price Index, for a 12-month period from one Roll Date to the next Roll Date. Because the options purchased and written by the Fund will expire on the next Roll Date, if you purchase or sell Shares on a date other than a Roll Date or if you hold Shares for more or less than the time from the most recent Roll Date to the next Roll Date, the value of your investment in Shares may not be protected against the first 8% to 12% decline in the value of the S&P 500 Price Index and may not participate in a gain in the value of the S&P 500 Price index for your investment period. The value of the options purchased and written by the Fund is dependent on, among other factors, the value, implied volatility, and implied dividend rate of the S&P 500 Price Index and interest rates, any or all of which may vary, sometimes significantly, during the period from the most recent Roll Date to the next Roll Date. Consequently, the value of the Fund may not directly track changes in the value of the S&P 500 Price Index in between roll Dates.
- **Cybersecurity Risk.** Cybersecurity incidents may allow an unauthorized party to gain access to Fund assets or proprietary information, or cause the Fund, the Adviser and/or other service providers (including custodians and financial intermediaries) to suffer data breaches or data corruption. Additionally, cybersecurity failures or breaches of the electronic systems of the Fund, the Adviser or the Fund's other service providers, market makers, Authorized Participants ("APs"), the Fund's primary listing exchange, or the issuers of securities in which the Fund invests have the ability to disrupt and negatively affect the Fund's business operations, including the ability to purchase and sell Shares, potentially resulting in financial losses to the Fund and its shareholders.
- **Equity Market Risk.** The Fund invests in options that derive their performance from the S&P 500 Price Index, which is made up of common stocks. Common stocks are susceptible to general stock market fluctuations and to volatile increases and decreases in value as market confidence in and perceptions of their issuers change. These investor perceptions are based on various and unpredictable factors including: expectations regarding government, economic, monetary and fiscal policies; inflation and interest rates; economic expansion or contraction; and global or regional political, economic and banking crises.
- **ETF Risks.** The Fund is an ETF, and, as a result of an ETF's structure, it is exposed to the following risks:
 - *Authorized Participants, Market Makers, and Liquidity Providers Concentration Risk.* The Fund has a limited number of financial institutions that may act as APs. In addition, there may be a limited number of market makers and/or liquidity providers in the marketplace. Shares may trade at a material discount to NAV and possibly face delisting if either: (i) APs exit the business or otherwise become unable to process creation and/or redemption orders and no other APs step forward to perform these services, or (ii) market makers and/or liquidity providers exit the business or significantly reduce their business activities and no other entities step forward to perform their functions.

- *Costs of Buying or Selling Shares.* Due to the costs of buying or selling Shares, including brokerage commissions imposed by brokers and bid-ask spreads, frequent trading of Shares may significantly reduce investment results and an investment in Shares may not be advisable for investors who anticipate regularly making small investments.
- *Shares May Trade at Prices Other Than NAV.* As with all ETFs, Shares may be bought and sold in the secondary market at market prices. Although it is expected that the market price of Shares will approximate the Fund's NAV, there may be times when the market price of Shares is more than the NAV intra-day (premium) or less than the NAV intra-day (discount) due to supply and demand of Shares or during periods of market volatility. This risk is heightened in times of market volatility, periods of steep market declines, and periods when there is limited trading activity for Shares in the secondary market, in which case such premiums or discounts may be significant.
- *Trading Risk.* Although Shares are listed for trading on the Cboe BZX Exchange, Inc. (the "Exchange") and may be traded on U.S. exchanges other than the Exchange, there can be no assurance that Shares will trade with any volume, or at all, on any stock exchange. In stressed market conditions, the liquidity of Shares may begin to mirror the liquidity of the Fund's underlying portfolio holdings, which can be significantly less liquid than the Shares.
- **Management Risk.** The Fund is actively managed and may not meet its investment objective based on the Adviser's success or failure to implement investment strategies for the Fund.
- **Market Risk.** The trading prices of securities and other instruments fluctuate in response to a variety of factors. These factors include events impacting the entire market or specific market segments, such as political, market and economic developments, as well as events that impact specific issuers. The Fund's NAV and market price, like security and commodity prices generally, may fluctuate significantly in response to these and other factors. As a result, an investor could lose money over short or long periods of time. U.S. and international markets have experienced significant periods of volatility in recent years due to a number of these factors, including the impact of the COVID-19 pandemic and related public health issues, growth concerns in the U.S. and overseas, uncertainties regarding interest rates, trade tensions, and the threat of and/or actual imposition of tariffs by the U.S. and other countries. In addition, local, regional or global events such as war, including Russia's invasion of Ukraine, acts of terrorism, recessions, rising inflation, or other events could have a significant negative impact on the Fund and its investments. These developments as well as other events could result in further market volatility and negatively affect financial asset prices, the liquidity of certain securities and the normal operations of securities exchanges and other markets.
- **Money Market Instrument Risk.** The Fund may use a variety of money market instruments for cash management purposes, including money market funds, depository accounts and repurchase agreements. Money market funds may be subject to credit risk with respect to the debt instruments in which they invest. Depository accounts may be subject to credit risk with respect to the financial institution in which the depository account is held. Money market instruments may lose money.
- **Options Tax Risk.** The Fund's investments in offsetting positions with respect to the S&P 500 Price Index may be considered "straddles" for U.S. federal income tax purposes. If positions held by the Fund were treated as "straddles" for federal income tax purposes, or the Fund's risk of loss with respect to a position was otherwise diminished as set forth in Treasury regulations, dividends on stocks that are a part of such positions would not constitute qualified dividend income subject to such favorable income tax treatment. In addition, generally, straddles are subject to certain rules that may affect the amount, character and timing of the Fund's gains and losses with respect to straddle positions.
- **Portfolio Turnover Risk.** Because the Fund may "turn over" some or all of its portfolio frequently, the Fund may incur high levels of transaction costs from commissions or mark-ups in the bid/offer spread. Higher portfolio turnover (*e.g.*, in excess of 100% per year) may result in the Fund paying higher levels of transaction costs and generating greater tax liabilities for shareholders.
- **Tax Efficiency Risk.** A significant portion of income received from the Fund may be subject to tax at effective tax rates that are higher than the rates that would apply if the Fund were to engage in a different investment strategy. Additionally, the Fund's investment strategy may require it to effect redemptions, in whole or in part, for cash. As a result, the Fund may be required to sell portfolio securities to obtain the cash needed to distribute redemption proceeds. Further, to the extent the Fund is able to use certain of its derivatives to effect in-kind redemptions of the Fund's Shares, such usage may give rise to a taxable event for the Fund. In both cases, the Fund may be required to recognize investment income and/or capital gains or losses that it might not have recognized if it had completely satisfied the redemption in-kind. As a result, the Fund may be less tax efficient if it includes such a cash payment than if the in-kind redemption process was used exclusively. In addition, cash redemptions may incur higher brokerage costs than in-kind redemptions and these added costs may be borne by the Fund and negatively impact Fund performance. You should consult your tax advisor as to the tax consequences of purchasing, owning, and selling Shares.

- Tax Risk.** The Fund intends to qualify as a regulated investment company (“RIC”) under the Internal Revenue Code of 1986, as amended (the “Code”), which requires the Fund to distribute a certain portion of its income and gains each tax year, among other requirements. Similar to other ETFs and pursuant to the Code, when the Fund disposes of appreciated property by distributing such appreciated property in-kind pursuant to a redemption request, the Fund does not expect to recognize any built-in gain in such appreciated property. If the Internal Revenue Service (“IRS”) disagrees with the Fund’s position as to the applicability of this non-recognition rule to the Fund’s disposition of FLEX Options and subsequent acquisition of other FLEX Options in close connection with the Roll Date, the Fund could be treated as having recognized additional gains from such in-kind distributions of FLEX Options. In such a case, the Fund may not have distributed sufficient income or gains to avoid incurring entity level tax and could potentially fail to qualify as a RIC for being under distributed during the year. The Fund may be able to rectify a failure to meet the distribution requirements for a year by paying “deficiency dividends” to shareholders in a later year, which may be included in the Fund’s deduction for dividends paid for the earlier year. In this case, the Fund may be able to avoid losing the Fund’s qualification for taxation as a RIC or being taxed on amounts distributed as deficiency dividends. However, the Fund will be required to pay interest and a penalty based on the amount of any deduction taken for deficiency dividends. If, in any year, the Fund fails to qualify as a RIC, the Fund itself generally would be subject to U.S. federal income and potentially excise taxation and distributions (including any distributions of net capital gain) received by shareholders generally would be subject to further U.S. federal income taxation, although corporate shareholders could be eligible for the dividends received deduction (subject to certain limitations) and individuals may be able to benefit from the lower tax rates available to qualified dividend income. Accordingly, disqualification as a RIC would have a significant adverse effect on the value of shares of the Fund.
- U.S. Treasury Obligations Risk.** U.S. Treasury obligations may differ from other fixed income securities in their interest rates, maturities, times of issuance and other characteristics. Similar to other issuers, changes to the financial condition or credit rating of the U.S. government may cause the value of the Fund’s U.S. Treasury obligations to decline.

Performance

The Fund acquired all of the assets and liabilities of the TrueShares Structured Outcome (March) ETF, a series of Listed Funds Trust (the “Predecessor Fund”), in a tax-free reorganization on August 8, 2025. In connection with this acquisition, shares of the Predecessor Fund were exchanged for shares of the Fund. The Predecessor Fund had an investment objective and strategies that were, in all material respects, the same as those of the Fund, and was managed in a manner that, in all material respects, complied with the investment guidelines and restrictions of the Fund. The Fund is a continuation of the Predecessor Fund, and therefore, the performance information includes the performance of the Predecessor Fund.

The performance information presented below provides some indication of the risks of investing in the Fund by showing the extent to which the Predecessor Fund’s performance can change from year to year and over time. The bar chart below shows the Predecessor Fund’s performance for calendar years ended December 31. The table illustrates how the Fund’s average annual returns for the 1 year and since inception periods compare with those of the S&P 500 Total Return Index, a broad measure of market performance, and the S&P 500 Price Index, which is integral to the Fund’s investment strategy and is comprised of the same components as the S&P 500 Total Return Index but does not include dividends in its calculation. The Predecessor Fund’s past performance, before and after taxes, does not necessarily indicate how it will perform in the future.

Effective May 1, 2024, the Adviser began managing the Predecessor Fund directly. Prior to May 1, 2024, the Predecessor Fund was managed on a day-to-day basis by an investment sub-adviser. The Predecessor Fund’s performance for periods prior to May 1, 2024 may have differed had the Predecessor Fund been managed directly by the Adviser. Updated performance information is available on the Fund’s website at www.true-shares.com.



The calendar year-to-date total return of the Predecessor Fund as of June 30, 2025 was 4.48%. During the period of time shown in the bar chart, the highest quarterly return was 8.71% for the quarter ended December 31, 2023, and the lowest quarterly return was -11.28% for the quarter ended June 30, 2022.

**Average Annual Total Returns
(for the Periods Ended December 31, 2024)**

TrueShares Structured Outcome (March) ETF	One Year	Since Inception (2/26/2021)
Return Before Taxes	18.00%	10.22%
Return After Taxes on Distributions	15.93%	8.55%
Return After Taxes on Distributions and Sale of Fund Shares	10.67%	7.23%
S&P 500 Price Index¹ (reflects no deductions for fees, expenses, or taxes)	23.31%	11.95%
S&P 500 Total Return Index (reflects no deductions for fees, expenses, or taxes)	25.02%	13.66%

¹ Unlike the S&P 500 Total Return Index, the S&P 500 Price Index excludes dividends. The returns of the S&P 500 Price Index are lower than the S&P 500 Total Return Index due to such exclusion of dividends.

After-tax returns are calculated using the historical highest individual federal marginal income tax rates during the period covered by the table above and do not reflect the impact of state and local taxes. Actual after-tax returns depend on an investor's tax situation and may differ from those shown. After-tax returns shown are not relevant to investors who hold their Shares through tax-deferred arrangements such as an individual retirement account ("IRA") or other tax-advantaged accounts. In certain cases, the figure representing "Return After Taxes on Distributions and Sale of Shares" may be higher than the other return figures for the same period. A higher after-tax return results when a capital loss occurs upon redemption and provides an assumed tax deduction that benefits the investor.

Management

Adviser: TrueMark Investments, LLC

Portfolio Manager: Jeffrey Feldman has been portfolio manager of the Fund since 2024.

Purchase and Sale of Shares

Shares are listed on the Exchange, and individual Shares may only be bought and sold in the secondary market through brokers at market prices, rather than NAV. Because Shares trade at market prices rather than NAV, Shares may trade at a price greater than NAV (premium) or less than NAV (discount).

The Fund issues and redeems Shares at NAV only in large blocks known as "Creation Units," which only APs (typically, broker-dealers) may purchase or redeem. The Fund generally issues and redeems Creation Units in exchange for a portfolio of securities and/or a designated amount of U.S. cash.

Investors may incur costs attributable to the difference between the highest price a buyer is willing to pay to purchase Shares (bid) and the lowest price a seller is willing to accept for Shares (ask) when buying or selling Shares in the secondary market (the "bid-ask spread"). Recent information about the Fund, including its NAV, market price, premiums and discounts, and bid-ask spreads is available on the Fund's website at www.True-Shares.com.

Tax Information

Fund distributions are generally taxable as ordinary income or capital gains (or a combination), unless your investment is in an IRA or other tax-advantaged account. Distributions on investments made through tax-deferred arrangements may be taxed later upon withdrawal of assets from those accounts.

Financial Intermediary Compensation

If you purchase Shares through a broker-dealer or other financial intermediary (such as a bank) (an "Intermediary"), the adviser or its affiliates may pay Intermediaries for certain activities related to the Fund, including participation in activities that are designed to make Intermediaries more knowledgeable about exchange traded products, including the Fund, or for other activities, such as marketing, educational training or other initiatives related to the sale or promotion of Shares. These payments may create a conflict of interest by influencing the Intermediary and your salesperson to recommend the Fund over another investment. Any such arrangements do not result in increased Fund expenses. Ask your salesperson or visit the Intermediary's website for more information.

FUND SUMMARY—TRUESHARES STRUCTURED OUTCOME (APRIL) ETF

Investment Objective

The TrueShares Structured Outcome (April) ETF (the “April ETF” or the “Fund”) seeks to provide investors with returns (before fees and expenses) that track those of the S&P 500 Price Return Index (the “S&P 500 Price Index”) while seeking to provide a buffer against the first 8% to 12% of S&P 500 Price Index losses, over a twelve-month period. The current twelve-month period extends from April 1, 2025 to March 31, 2026, and each subsequent twelve-month period begins the day after the current period ends (April 1) and ends on March 31 of the following year.

Fees and Expenses of the Fund

(1) The following table describes the fees and expenses you may pay if you buy, hold, and sell shares of the Fund (“Shares”). **You may pay other fees, such as brokerage commissions and other fees to financial intermediaries, which are not reflected in the table and Example below.**

Shareholder Fees (<i>fees paid directly from your investment</i>)	None
Annual Fund Operating Expenses (<i>expenses that you pay each year as a percentage of the value of your investment</i>) (expenses that you pay each year as a percentage of the value of your investment)	
Management Fees	0.79%
Distribution and/or Service (12b-1) Fees	0.00%
Other Expenses	0.00%
Total Annual Fund Operating Expenses	<u>0.79%</u>

Expense Example

This Example is intended to help you compare the cost of investing in the Fund with the cost of investing in other funds. The Example assumes that you invest \$10,000 in the Fund for the time periods indicated and then redeem all of your Shares at the end of those periods. The Example also assumes that your investment has a 5% return each year and that the Fund’s operating expenses remain the same. The Example does not take into account brokerage commissions that you may pay on your purchases and sales of Shares. Although your actual costs may be higher or lower, based on these assumptions your costs would be:

1 Year	3 Years	5 Years	10 Years
\$81	\$252	\$439	\$978

Portfolio Turnover

The Fund pays transaction costs, such as commissions, when it buys and sells securities (or “turns over” its portfolio). A higher portfolio turnover rate may indicate higher transaction costs and may result in higher taxes when Shares are held in a taxable account. These costs, which are not reflected in the Total Annual Fund Operating Expenses or in the Example, affect the Fund’s performance. This rate excludes the value of portfolio securities whose maturities or expiration dates at the time of acquisition were one year or less. For the fiscal year ended December 31, 2024, the Predecessor Fund’s (defined below) portfolio turnover rate was 741% of the average value of its portfolio.

Principal Investment Strategies of the Fund

TrueShares Structured Outcome (April) ETF

The Fund is an actively managed exchange-traded fund (“ETF”) that seeks to achieve its investment objective by investing substantially all of its assets in options on the S&P 500 Price Index. The Fund’s investment adviser, TrueMark Investments, LLC (“TrueMark” or the “Adviser”), will employ a “buffer protect” options strategy that uses such options to seek to achieve exposure to the performance of the S&P 500 Price Index (before fees and expenses) while mitigating the first 8% to 12% decline (before fees and expenses) in the performance of the S&P 500 Price Index (the “Buffer”) over a 12-month period beginning on a specified day each April (each, a “Roll Date”). The period from one Roll Date to the next Roll Date is referred to as the “Investment Period,” and the first day of the Investment Period is referred to as the “Initial Investment Day.”

The Fund will purchase call options and sell (write) put options on the S&P 500 Price Index or an ETF that seeks to track the performance of the S&P 500 Price Index (each, a “S&P 500 Price Index ETF”) on each Initial Investment Day with an expiration on the next Roll Date. An option gives the purchaser of the option the right to purchase (for a call option) or sell (for a put option) the reference asset (or deliver cash equal to the value of the reference asset) at a specified price (“strike price”). In the event the reference asset declines in value, the value of a put option generally will increase and the value of a call option generally will decrease and may become worthless. In the event the reference asset appreciates in value, the value of a put option generally will decrease and become worthless and the value of a call option generally will increase.

On each Initial Investment Day, the Fund will sell (write) put options on the S&P 500 Price Index or an ETF that tracks the S&P 500 Price Index with a strike price within a range of approximately 8% to 12% lower than the current value of the S&P 500 Price Index or a S&P 500 Price Index ETF. As the seller of these options, the Fund receives a premium from the buyer of the options, which the Fund invests in at-the-money call options on the S&P 500 Price Index or a S&P 500 Price Index ETF (*i.e.*, call options having a strike price roughly equal to the current value of the S&P 500 Price Index or a S&P 500 Price Index ETF). The relative price of the put options sold (written) by the Fund to the price of the call options purchased by the Fund will determine the Fund's exposure to the performance of the S&P 500 Price Index during the Investment Period. **Due to the cost of the options used by the Fund, the correlation of the Fund's performance to that of the S&P 500 Price Index is expected to be less than if the Fund invested directly in the constituents of the S&P 500 Price Index (*i.e.*, without using options), and could be substantially less.** This means that if the S&P 500 Price Index experiences gains for an Investment Period, the Fund may not realize gains to the same extent.

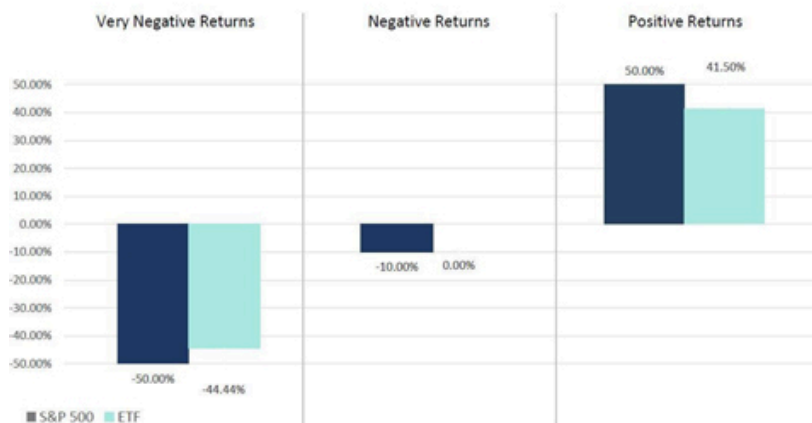
The Fund's strategy also seeks to protect investors from a decline of up to 8% to 12% in the performance of the S&P 500 Price Index from one Roll Date to the next Roll Date. When the Adviser sells puts on the S&P 500 Price Index to create the buffer range, the proceeds are used to purchase calls at the money. However, not all puts generate the same premium relative to the downside exposure of the Fund. The Adviser will seek to deliver a buffer of 10% from the reference price of the S&P 500 Price Index on the first trading day of the month. However, the market could fluctuate on or after the buffer is set and this range allows for market condition volatility. **The Fund is not designed to protect against declines of more than 8% to 12% in the performance of the S&P 500 Price Index, and there can be no guarantee that the Fund will be successful in implementing the buffer protect options strategy to protect against the first 8% to 12% decline.** Additionally, even if the Fund mitigates a decline in the performance of the S&P 500 Price Index from one Roll Date to the next Roll Date, the Fund's returns during the Investment Period (prior to the next Roll Date) may not reflect the buffer protect options strategy.

The Fund will invest in either standardized exchange-listed options or in exchange-traded FLEXible EXchange Options ("FLEX Options"). FLEX Options are customized exchange-traded option contracts available through the Chicago Board Option Exchange ("Cboe") that are guaranteed for settlement by The Options Clearing Corporation ("OCC"). FLEX Options provide investors with the ability to customize exercise prices, exercise styles, and expiration dates, while achieving price discovery in competitive, transparent, auction markets and avoiding the counterparty exposure of over-the-counter ("OTC") options positions. The Fund will invest in European-style FLEX Options (*i.e.*, they can only be exercised at the expiration date of the option) based on the performance of the S&P 500 Price Index or a S&P 500 Price Index ETF and which have an expiration date that is the last day of the Investment Period only. In general, the Fund intends to invest to the greatest extent possible in FLEX Options, as these options provide the best combination of OCC guarantees, price discovery, customization, and European-style settlement that is ideal for the Fund. However, the Fund may use listed options to provide an additional source of desired market exposure when the Adviser believes doing so will be beneficial to the Fund. The Fund also expects to invest in U.S. Treasury bonds or money market funds that invest in U.S. Treasury bonds.

The Fund is designed to provide the outcomes below (before fees and expenses) during each individual Investment Period. The outcomes would be lower if the fees and expenses were included.

Change in the Returns of the S&P 500 Price Index	Expected Change in the Returns of the Fund
Declines between -8% and -12% (or more)	Declines 8% to 12% percentage points less than the S&P 500 Price Index (e.g., if the S&P 500 Price Index returns -35%, the Fund is designed to return -23% to -27%)
Declines between 0% and -8%	No change
Appreciates	The Fund's returns will appreciate to a similar extent as the S&P 500 Price Index

The charts below illustrate the hypothetical returns that the Fund seeks to provide in certain illustrative scenarios for a shareholder that purchases Shares on the Initial Investment Day and holds such Shares for the entire Investment Period. These charts do not take into account payment by the Fund of Total Annual Fund Operating Expenses and assume a buffer of 10%. **There is no guarantee that the Fund will be successful in providing these investment outcomes for any Investment Period.**



The Fund includes a mix of purchased and written (sold) put and call options structured to seek to achieve the results described above. The Fund is designed to seek to achieve the results described above for investments made on the Initial Investment Day and held until the last day of the Investment Period. **Investments made on any day other than the Initial Investment Day may differ significantly, positively or negatively, from the results described above.** The Fund’s website, www.true-shares.com, contains information about the Fund’s holdings, and the performance of the S&P 500 Price Index as of the Initial Investment Day and the prior business day to assist an investor in understanding the range of results such investor can expect for investments made at times other than on the Initial Investment Day.

Additionally, the Fund’s website provides information relating to the returns of the Fund, including the Fund’s Buffer and its position relative to the performance of the S&P 500 Price Index on a daily basis.

The Fund’s operations are intended to be continuous. It will not terminate and distribute its assets at the conclusion of an Investment Period. On each Roll Date, another Investment Period will commence and the Fund will invest in a new set of options.

Principal Risks of Investing in the Fund

The principal risks of investing in the Fund are summarized below. The principal risks are presented in alphabetical order to facilitate finding particular risks and comparing them with the risks of other funds. Each risk summarized below is considered a “principal risk” of investing in the Fund, regardless of the order in which it appears. As with any investment, there is a risk that you could lose all or a portion of your investment in the Fund. Some or all of these risks may adversely affect the Fund’s net asset value per share (“NAV”), trading price, yield, total return and/or ability to meet its objective. For more information about the risks of investing in the Fund, see the section in the Fund’s Prospectus titled “Additional Information About the Fund.”

- **Buffered Strategy Investment Risk.**

- *Buffered Loss Risk.* There can be no guarantee that the Fund will be successful in its strategy to provide buffer protection against S&P 500 Price Index losses if the S&P 500 Price Index decreases over the Investment Period by 8% or less. A shareholder may lose their entire investment. The Fund’s strategy seeks to deliver returns that match the S&P 500 Price Index (but will be less than the S&P 500 Price Index due to the cost of the options used by the Fund), while limiting downside losses, if Shares are bought on the day on which the Fund enters into the options and held until those options expire at the end of each Investment Period. In the event an investor purchases Shares after the date on which the options were entered into or sells Shares prior to the expiration of the options, the buffer that the Fund seeks to provide may not be available. The Fund does not provide principal protection and an investor may experience significant losses on its investment, including the loss of its entire investment.

- *Flex Options Risk.* The Fund may invest in FLEX Options issued and guaranteed for settlement by the OCC. The Fund bears the risk that the OCC will be unable or unwilling to perform its obligations under the FLEX Options contracts. Additionally, FLEX Options may be illiquid, and in such cases, the Fund may have difficulty closing out certain FLEX Options positions at desired times and prices.
- *Options Risk.* The Fund invests in options that derive their performance from the performance of the S&P 500 Price Index. Writing and buying options are speculative activities and entail investment exposures that are greater than their cost would suggest, meaning that a small investment in an option could have a substantial impact on the performance of the Fund. The Fund's use of call and put options can lead to losses because of adverse movements in the price or value of the underlying stock, index, or other asset, which may be magnified by certain features of the options. These risks are heightened when the Fund's portfolio manager uses options to enhance the Fund's return or as a substitute for a position or security. When selling a call or put option, the Fund will receive a premium; however, this premium may not be enough to offset a loss incurred by the Fund if the price of the underlying asset is above or below, respectively, the strike price by an amount equal to or greater than the premium. The value of an option may be adversely affected if the market for the option becomes less liquid or smaller, and will be affected by changes in the value or yield of the option's underlying asset, an increase in interest rates, a change in the actual or perceived volatility of the stock market or the underlying asset and the remaining time to expiration. Additionally, the value of an option does not increase or decrease at the same rate as the underlying asset(s). The Fund's use of options, due to the cost of the options, will reduce the Fund's ability to get returns equal to the S&P 500 Price Index. This means that if the S&P 500 Price Index experiences gains for an Investment Period, the Fund will not benefit to the same extent from those gains. In addition, if the price of the underlying asset of an option is above the strike price of a written call option or below the strike price for a written put option, the value of the option, and consequently of the Fund, may decline significantly more than if the Fund invested directly in the underlying asset instead of using options. The Fund invests in options that derive their performance from the performance of the S&P 500 Price Index and can be volatile and involve various types and degrees of risks. The Fund could experience a loss if its options do not perform as anticipated, or are not correlated with the performance of their underlying stock or if the Fund is unable to purchase or liquidate a position because of an illiquid secondary market.
- *Purchase and Sale of Timing Risk.* The Fund is designed to protect against the first 8% to 12% decline in the value of the S&P 500 Price Index and provide for participation in any gains, although not to the same extent, as the value of the S&P 500 Price Index, for a 12-month period from one Roll Date to the next Roll Date. Because the options purchased and written by the Fund will expire on the next Roll Date, if you purchase or sell Shares on a date other than a Roll Date or if you hold Shares for more or less than the time from the most recent Roll Date to the next Roll Date, the value of your investment in Shares may not be protected against the first 8% to 12% decline in the value of the S&P 500 Price Index and may not participate in a gain in the value of the S&P 500 Price Index for your investment period. The value of the options purchased and written by the Fund is dependent on, among other factors, the value, implied volatility, and implied dividend rate of the S&P 500 Price Index and interest rates, any or all of which may vary, sometimes significantly, during the period from the most recent Roll Date to the next Roll Date. Consequently, the value of the Fund may not directly track changes in the value of the S&P 500 Price Index in between Roll Dates.
- **Cybersecurity Risk.** Cybersecurity incidents may allow an unauthorized party to gain access to Fund assets or proprietary information, or cause the Fund, the Adviser and/or other service providers (including custodians and financial intermediaries) to suffer data breaches or data corruption. Additionally, cybersecurity failures or breaches of the electronic systems of the Fund, the Adviser or the Fund's other service providers, market makers, Authorized Participants ("APs"), the Fund's primary listing exchange, or the issuers of securities in which the Fund invests have the ability to disrupt and negatively affect the Fund's business operations, including the ability to purchase and sell Shares, potentially resulting in financial losses to the Fund and its shareholders.
- **Equity Market Risk.** The Fund invests in options that derive their performance from the S&P 500 Price Index, which is made up of common stocks. Common stocks are susceptible to general stock market fluctuations and to volatile increases and decreases in value as market confidence in and perceptions of their issuers change. These investor perceptions are based on various and unpredictable factors including: expectations regarding government, economic, monetary and fiscal policies; inflation and interest rates; economic expansion or contraction; and global or regional political, economic and banking crises.
- **ETF Risks.** The Fund is an ETF, and, as a result of an ETF's structure, it is exposed to the following risks:

- *Authorized Participants, Market Makers, and Liquidity Providers Concentration Risk.* The Fund has a limited number of financial institutions that may act as APs. In addition, there may be a limited number of market makers and/or liquidity providers in the marketplace. Shares may trade at a material discount to NAV and possibly face delisting if either: (i) APs exit the business or otherwise become unable to process creation and/or redemption orders and no other APs step forward to perform these services, or (ii) market makers and/or liquidity providers exit the business or significantly reduce their business activities and no other entities step forward to perform their functions.
- *Costs of Buying or Selling Shares.* Due to the costs of buying or selling Shares, including brokerage commissions imposed by brokers and bid-ask spreads, frequent trading of Shares may significantly reduce investment results and an investment in Shares may not be advisable for investors who anticipate regularly making small investments.
- *Shares May Trade at Prices Other Than NAV.* As with all ETFs, Shares may be bought and sold in the secondary market at market prices. Although it is expected that the market price of Shares will approximate the Fund's NAV, there may be times when the market price of Shares is more than the NAV intra-day (premium) or less than the NAV intra-day (discount) due to supply and demand of Shares or during periods of market volatility. This risk is heightened in times of market volatility, periods of steep market declines, and periods when there is limited trading activity for Shares in the secondary market, in which case such premiums or discounts may be significant.
- *Trading Risk.* Although Shares are listed for trading on the Cboe BZX Exchange, Inc. (the "Exchange") and may be traded on U.S. exchanges other than the Exchange, there can be no assurance that Shares will trade with any volume, or at all, on any stock exchange. In stressed market conditions, the liquidity of Shares may begin to mirror the liquidity of the Fund's underlying portfolio holdings, which can be significantly less liquid than the Shares.
- **Management Risk.** The Fund is actively managed and may not meet its investment objective based on the Adviser's success or failure to implement investment strategies for the Fund.
- **Market Risk.** The trading prices of securities and other instruments fluctuate in response to a variety of factors. These factors include events impacting the entire market or specific market segments, such as political, market and economic developments, as well as events that impact specific issuers. The Fund's NAV and market price, like security and commodity prices generally, may fluctuate significantly in response to these and other factors. As a result, an investor could lose money over short or long periods of time. U.S. and international markets have experienced significant periods of volatility in recent years due to a number of these factors, including the impact of the COVID-19 pandemic and related public health issues, growth concerns in the U.S. and overseas, uncertainties regarding interest rates, trade tensions, and the threat of and/or actual imposition of tariffs by the U.S. and other countries. In addition, local, regional or global events such as war, including Russia's invasion of Ukraine, acts of terrorism, recessions, rising inflation, or other events could have a significant negative impact on the Fund and its investments. These developments as well as other events could result in further market volatility and negatively affect financial asset prices, the liquidity of certain securities and the normal operations of securities exchanges and other markets.
- **Money Market Instrument Risk.** The Fund may use a variety of money market instruments for cash management purposes, including money market funds, depository accounts and repurchase agreements. Money market funds may be subject to credit risk with respect to the debt instruments in which they invest. Depository accounts may be subject to credit risk with respect to the financial institution in which the depository account is held. Money market instruments may lose money.
- **Options Tax Risk.** The Fund's investments in offsetting positions with respect to the S&P 500 Price Index may be considered "straddles" for U.S. federal income tax purposes. If positions held by the Fund were treated as "straddles" for federal income tax purposes, or the Fund's risk of loss with respect to a position was otherwise diminished as set forth in Treasury regulations, dividends on stocks that are a part of such positions would not constitute qualified dividend income subject to such favorable income tax treatment. In addition, generally, straddles are subject to certain rules that may affect the amount, character and timing of the Fund's gains and losses with respect to straddle positions.
- **Portfolio Turnover Risk.** Because the Fund may "turn over" some or all of its portfolio frequently, the Fund may incur high levels of transaction costs from commissions or mark-ups in the bid/offer spread. Higher portfolio turnover (*e.g.*, in excess of 100% per year) may result in the Fund paying higher levels of transaction costs and generating greater tax liabilities for shareholders.
- **Tax Efficiency Risk.** A significant portion of income received from the Fund may be subject to tax at effective tax rates that are higher than the rates that would apply if the Fund were to engage in a different investment strategy. Additionally, the Fund's investment strategy may require it to effect redemptions, in whole or in part, for cash. As a result, the Fund may be required to sell portfolio securities to obtain the cash needed to distribute redemption proceeds. Further, to the extent the Fund is able to use certain of its derivatives to effect in-kind redemptions of the Fund's Shares, such usage may give rise to a taxable event for the Fund. In both cases, the Fund may be required to recognize investment income and/or capital gains or losses that it might not have recognized if it had completely satisfied the redemption in-kind. As a result, the Fund may be less tax efficient if it includes such a cash payment than if the in-kind redemption process was used exclusively. In addition, cash redemptions may incur higher brokerage costs than in-kind redemptions and these added costs may be borne by the Fund and negatively impact Fund performance. You should consult your tax advisor as to the tax consequences of purchasing, owning, and selling Shares.

- **Tax Risk.** The Fund intends to qualify as a regulated investment company (“RIC”) under the Internal Revenue Code of 1986, as amended (the “Code”), which requires the Fund to distribute a certain portion of its income and gains each tax year, among other requirements. Similar to other ETFs and pursuant to the Code, when the Fund disposes of appreciated property by distributing such appreciated property in-kind pursuant to a redemption request, the Fund does not expect to recognize any built-in gain in such appreciated property. If the Internal Revenue Service (“IRS”) disagrees with the Fund’s position as to the applicability of this non-recognition rule to the Fund’s disposition of FLEX Options and subsequent acquisition of other FLEX Options in close connection with the Roll Date, the Fund could be treated as having recognized additional gains from such in-kind distributions of FLEX Options. In such a case, the Fund may not have distributed sufficient income or gains to avoid incurring entity level tax and could potentially fail to qualify as a RIC for being under distributed during the year. The Fund may be able to rectify a failure to meet the distribution requirements for a year by paying “deficiency dividends” to shareholders in a later year, which may be included in the Fund’s deduction for dividends paid for the earlier year. In this case, the Fund may be able to avoid losing the Fund’s qualification for taxation as a RIC or being taxed on amounts distributed as deficiency dividends. However, the Fund will be required to pay interest and a penalty based on the amount of any deduction taken for deficiency dividends. If, in any year, the Fund fails to qualify as a RIC, the Fund itself generally would be subject to U.S. federal income and potentially excise taxation and distributions (including any distributions of net capital gain) received by shareholders generally would be subject to further U.S. federal income taxation, although corporate shareholders could be eligible for the dividends received deduction (subject to certain limitations) and individuals may be able to benefit from the lower tax rates available to qualified dividend income. Accordingly, disqualification as a RIC would have a significant adverse effect on the value of shares of the Fund.
- **U.S. Treasury Obligations Risk.** U.S. Treasury obligations may differ from other fixed income securities in their interest rates, maturities, times of issuance and other characteristics. Similar to other issuers, changes to the financial condition or credit rating of the U.S. government may cause the value of the Fund’s U.S. Treasury obligations to decline.

Performance

The Fund acquired all of the assets and liabilities of the TrueShares Structured Outcome (April) ETF, a series of Listed Funds Trust (the “Predecessor Fund”), in a tax-free reorganization on August 8, 2025. In connection with this acquisition, shares of the Predecessor Fund were exchanged for shares of the Fund. The Predecessor Fund had an investment objective and strategies that were, in all material respects, the same as those of the Fund, and was managed in a manner that, in all material respects, complied with the investment guidelines and restrictions of the Fund. The Fund is a continuation of the Predecessor Fund, and therefore, the performance information includes the performance of the Predecessor Fund.

The performance information presented below provides some indication of the risks of investing in the Fund by showing the extent to which the Predecessor Fund’s performance can change from year to year and over time. The bar chart below shows the Predecessor Fund’s performance for calendar years ended December 31. The table illustrates how the Fund’s average annual returns for the 1 year and since inception periods compare with those of the S&P 500 Total Return Index, a broad measure of market performance, and the S&P 500 Price Index, which is integral to the Fund’s investment strategy and is comprised of the same components as the S&P 500 Total Return Index but does not include dividends in its calculation. The Predecessor Fund’s past performance, before and after taxes, does not necessarily indicate how it will perform in the future.

Effective May 1, 2024, the Adviser began managing the Predecessor Fund directly. Prior to May 1, 2024, the Predecessor Fund was managed on a day-to-day basis by an investment sub-adviser. The Predecessor Fund’s performance for periods prior to May 1, 2024 may have differed had the Predecessor Fund been managed directly by the Adviser. Updated performance information is available on the Fund’s website at www.true-shares.com.



The calendar year-to-date total return of the Predecessor Fund as of June 30, 2025 was 4.09%. During the period of time shown in the bar chart, the highest quarterly return was 8.70% for the quarter ended December 31, 2023, and the lowest quarterly return was -11.06% for the quarter ended June 30, 2022.

**Average Annual Total Returns
(for the Periods Ended December 31, 2024)**

TrueShares Structured Outcome (April) ETF	One Year	Since Inception (3/31/2021)
Return Before Taxes	18.52%	10.56%
Return After Taxes on Distributions	17.23%	9.83%
Return After Taxes on Distributions and Sale of Fund Shares	10.97%	7.95%
S&P 500 Price Index¹ (reflects no deductions for fees, expenses, or taxes)	23.31%	11.02%
S&P 500 Total Return Index (reflects no deductions for fees, expenses, or taxes)	25.02%	12.72%

¹ Unlike the S&P 500 Total Return Index, the S&P 500 Price Index excludes dividends. The returns of the S&P 500 Price Index are lower than the S&P 500 Total Return Index due to such exclusion of dividends.

After-tax returns are calculated using the historical highest individual federal marginal income tax rates during the period covered by the table above and do not reflect the impact of state and local taxes. Actual after-tax returns depend on an investor’s tax situation and may differ from those shown. After-tax returns shown are not relevant to investors who hold their Shares through tax-deferred arrangements such as an individual retirement account (“IRA”) or other tax-advantaged accounts. In certain cases, the figure representing “Return After Taxes on Distributions and Sale of Shares” may be higher than the other return figures for the same period. A higher after-tax return results when a capital loss occurs upon redemption and provides an assumed tax deduction that benefits the investor.

Management

Adviser: TrueMark Investments, LLC

Portfolio Manager: Jeffrey Feldman has been portfolio manager of the Fund since 2024.

Purchase and Sale of Shares

Shares are listed on the Exchange, and individual Shares may only be bought and sold in the secondary market through brokers at market prices, rather than NAV. Because Shares trade at market prices rather than NAV, Shares may trade at a price greater than NAV (premium) or less than NAV (discount).

The Fund issues and redeems Shares at NAV only in large blocks known as “Creation Units,” which only APs (typically, broker-dealers) may purchase or redeem. The Fund generally issues and redeems Creation Units in exchange for a portfolio of securities and/or a designated amount of U.S. cash.

Investors may incur costs attributable to the difference between the highest price a buyer is willing to pay to purchase Shares (bid) and the lowest price a seller is willing to accept for Shares (ask) when buying or selling Shares in the secondary market (the “bid-ask spread”). Recent information about the Fund, including its NAV, market price, premiums and discounts, and bid-ask spreads is available on the Fund’s website at www.true-shares.com.

Tax Information

Fund distributions are generally taxable as ordinary income or capital gains (or a combination), unless your investment is in an IRA or other tax-advantaged account. Distributions on investments made through tax-deferred arrangements may be taxed later upon withdrawal of assets from those accounts.

Financial Intermediary Compensation

If you purchase Shares through a broker-dealer or other financial intermediary (such as a bank) (an “Intermediary”), the adviser or its affiliates may pay Intermediaries for certain activities related to the Fund, including participation in activities that are designed to make Intermediaries more knowledgeable about exchange traded products, including the Fund, or for other activities, such as marketing, educational training or other initiatives related to the sale or promotion of Shares. These payments may create a conflict of interest by influencing the Intermediary and your salesperson to recommend the Fund over another investment. Any such arrangements do not result in increased Fund expenses. Ask your salesperson or visit the Intermediary’s website for more information.

FUND SUMMARY—TRUESHARES STRUCTURED OUTCOME (MAY) ETF

Investment Objective

The TrueShares Structured Outcome (May) ETF (the “May ETF” or the “Fund”) seeks to provide investors with returns (before fees and expenses) that track those of the S&P 500 Price Return Index (the “S&P 500 Price Index”) while seeking to provide a buffer against the first 8% to 12% of S&P 500 Price Index losses, over a twelve-month period. The current twelve-month period extends from May 1, 2025 to April 30, 2026, and each subsequent twelve-month period begins the day after the current period ends (May 1) and ends on April 30 of the following year.

Fees and Expenses of the Fund

(1) The following table describes the fees and expenses you may pay if you buy, hold, and sell shares of the Fund (“Shares”). **You may pay other fees, such as brokerage commissions and other fees to financial intermediaries, which are not reflected in the table and Example below.**

Shareholder Fees <i>(fees paid directly from your investment)</i>	None
Annual Fund Operating Expenses <i>(expenses that you pay each year as a percentage of the value of your investment)</i> (expenses that you pay each year as a percentage of the value of your investment)	
Management Fees	0.79%
Distribution and/or Service (12b-1) Fees	0.00%
Other Expenses	0.00%
Total Annual Fund Operating Expenses	<u>0.79%</u>

Expense Example

This Example is intended to help you compare the cost of investing in the Fund with the cost of investing in other funds. The Example assumes that you invest \$10,000 in the Fund for the time periods indicated and then redeem all of your Shares at the end of those periods. The Example also assumes that your investment has a 5% return each year and that the Fund’s operating expenses remain the same. The Example does not take into account brokerage commissions that you may pay on your purchases and sales of Shares. Although your actual costs may be higher or lower, based on these assumptions your costs would be:

1 Year	3 Years	5 Years	10 Years
\$81	\$252	\$439	\$978

Portfolio Turnover

The Fund pays transaction costs, such as commissions, when it buys and sells securities (or “turns over” its portfolio). A higher portfolio turnover rate may indicate higher transaction costs and may result in higher taxes when Shares are held in a taxable account. These costs, which are not reflected in the Total Annual Fund Operating Expenses or in the Example, affect the Fund’s performance. This rate excludes the value of portfolio securities whose maturities or expiration dates at the time of acquisition were one year or less. For the fiscal year ended December 31, 2024, the Predecessor Fund’s (defined below) portfolio turnover rate was 0% of the average value of its portfolio.

Principal Investment Strategies of the Fund

The TrueShares Structured Outcome (May) ETF

The Fund is an actively managed exchange-traded fund (“ETF”) that seeks to achieve its investment objective by investing substantially all of its assets in options on the S&P 500 Price Index. The Fund’s investment adviser, TrueMark Investments, LLC (“TrueMark” or the “Adviser”), will employ a “buffer protect” options strategy that uses such options to seek to achieve exposure to the performance of the S&P 500 Price Index (before fees and expenses) while mitigating the first 8% to 12% decline (before fees and expenses) in the performance of the S&P 500 Price Index (the “Buffer”) over a 12-month period beginning on a specified day each May (each, a “Roll Date”). The period from one Roll Date to the next Roll Date is referred to as the “Investment Period,” and the first day of the Investment Period is referred to as the “Initial Investment Day.”

The Fund will purchase call options and sell (write) put options on the S&P 500 Price Index or an ETF that seeks to track the performance of the S&P 500 Price Index (each, a “S&P 500 Price Index ETF”) on each Initial Investment Day with an expiration on the next Roll Date. An option gives the purchaser of the option the right to purchase (for a call option) or sell (for a put option) the reference asset (or deliver cash equal to the value of the reference asset) at a specified price (“strike price”). In the event the reference asset declines in value, the value of a put option generally will increase and the value of a call option generally will decrease and may become worthless. In the event the reference asset appreciates in value, the value of a put option generally will decrease and become worthless and the value of a call option generally will increase.

On each Initial Investment Day, the Fund will sell (write) put options on the S&P 500 Price Index or an ETF that tracks the S&P 500 Price Index with a strike price within a range of approximately 8% to 12% lower than the current value of the S&P 500 Price Index or a S&P 500 Price Index ETF. As the seller of these options, the Fund receives a premium from the buyer of the options, which the Fund invests in at-the-money call options on the S&P 500 Price Index or a S&P 500 Price Index ETF (*i.e.*, call options having a strike price roughly equal to the current value of the S&P 500 Price Index or a S&P 500 Price Index ETF). The relative price of the put options sold (written) by the Fund to the price of the call options purchased by the Fund will determine the Fund's exposure to the performance of the S&P 500 Price Index during the Investment Period. **Due to the cost of the options used by the Fund, the correlation of the Fund's performance to that of the S&P 500 Price Index is expected to be less than if the Fund invested directly in the constituents of the S&P 500 Price Index (*i.e.*, without using options), and could be substantially less.** This means that if the S&P 500 Price Index experiences gains for an Investment Period, the Fund may not realize gains to the same extent.

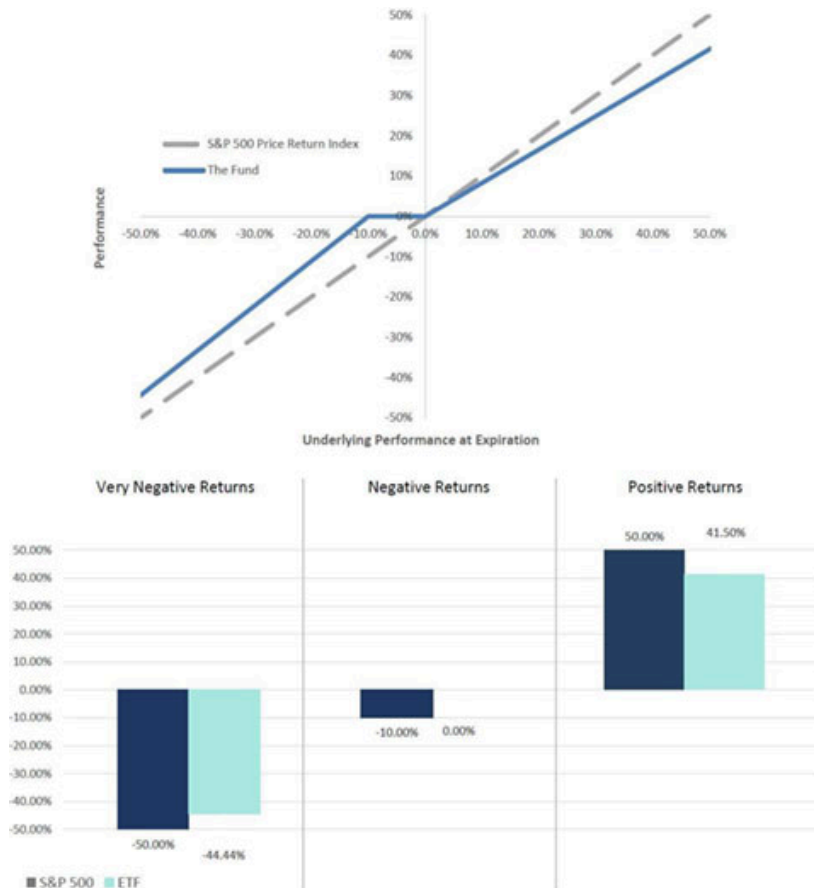
The Fund's strategy also seeks to protect Investors from a decline of up to 8% to 12% in the performance of the S&P 500 Price Index from one Roll Date to the next Roll Date. When the Adviser sells puts on the S&P 500 Price Index to create the buffer range, the proceeds are used to purchase calls at the money. However, not all puts generate the same premium relative to the downside exposure of the Fund. The Adviser will seek to deliver a buffer of 10% from the reference price of the S&P 500 Price Index on the first trading day of the month. However, the market could fluctuate on or after the buffer is set and this range allows for market condition volatility. **The Fund is not designed to protect against declines of more than 8% to 12% in the performance of the S&P 500 Price Index, and there can be no guarantee that the Fund will be successful in implementing the buffer protect options strategy to protect against the first 8% to 12% decline.** Additionally, even if the Fund mitigates a decline in the performance of the S&P 500 Price Index from one Roll Date to the next Roll Date, the Fund's returns during the Investment Period (prior to the next Roll Date) may not reflect the buffer protect options strategy.

The Fund will invest in either standardized exchange-listed options or in exchange-traded Flexible Exchange Options ("FLEX Options"). FLEX Options are customized exchange-traded option contracts available through the Chicago Board Option Exchange ("Cboe") that are guaranteed for settlement by The Options Clearing Corporation ("OCC"). FLEX Options provide investors with the ability to customize exercise prices, exercise styles, and expiration dates, while achieving price discovery in competitive, transparent, auction markets and avoiding the counterparty exposure of over-the-counter ("OTC") options positions. The Fund will invest in European-style FLEX Options (*i.e.*, they can only be exercised at the expiration date of the option) based on the performance of the S&P 500 Price Index or a S&P 500 Price Index ETF and which have an expiration date that is the last day of the Investment Period only. In general, the Fund intends to invest to the greatest extent possible in FLEX Options, as these options provide the best combination of OCC guarantees, price discovery, customization, and European-style settlement that is ideal for the Fund. However, the Fund may use listed options to provide an additional source of desired market exposure when the Adviser believes doing so will be beneficial to the Fund. The Fund also expects to invest in U.S. Treasury bonds or money market funds that invest in U.S. Treasury bonds.

The Fund is designed to provide the outcomes below (before fees and expenses) during each individual Investment Period. The outcomes would be lower if the fees and expenses were included.

Change in the Returns of the S&P 500 Price Index	Expected Change in the Returns of the Fund
Declines between -8% and -12% (or more)	Declines 8% to 12% percentage points less than the S&P 500 Price Index (e.g., if the S&P 500 Price Index returns -35%, the Fund is designed to return -23% to -27%)
Declines between 0% and -8%	No change
Appreciates	The Fund's returns will appreciate to a similar extent as the S&P 500 Price Index

The charts below illustrate the hypothetical returns that the Fund seeks to provide in certain illustrative scenarios for a shareholder that purchases Shares on the Initial Investment Day and holds such Shares for the entire Investment Period. These charts do not take into account payment by the Fund of Total Annual Fund Operating Expenses and assume a buffer of 10%. **There is no guarantee that the Fund will be successful in providing these investment outcomes for any Investment Period.**



The Fund includes a mix of purchased and written (sold) put and call options structured to seek to achieve the results described above. The Fund is designed to seek to achieve the results described above for investments made on the Initial Investment Day and held until the last day of the Investment Period. **Investments made on any day other than the Initial Investment Day may differ significantly, positively or negatively, from the results described above.** The Fund’s website, www.true-shares.com, contains information about the Fund’s holdings, and the performance of the S&P 500 Price Index as of the Initial Investment Day and the prior business day to assist an investor in understanding the range of results such investor can expect for investments made at times other than on the Initial Investment Day.

Additionally, the Fund’s website provides information relating to the returns of the Fund, including the Fund’s Buffer and its position relative to the performance of the S&P 500 Price Index on a daily basis.

The Fund’s operations are intended to be continuous. It will not terminate and distribute its assets at the conclusion of an Investment Period. On each Roll Date, another Investment Period will commence and the Fund will invest in a new set of options.

Principal Risks of Investing in the Fund

The principal risks of investing in the Fund are summarized below. The principal risks are presented in alphabetical order to facilitate finding particular risks and comparing them with the risks of other funds. Each risk summarized below is considered a “principal risk” of investing in the Fund, regardless of the order in which it appears. As with any investment, there is a risk that you could lose all or a portion of your investment in the Fund. Some or all of these risks may adversely affect the Fund’s net asset value per share (“NAV”), trading price, yield, total return and/or ability to meet its objective. For more information about the risks of investing in the Fund, see the section in the Fund’s Prospectus titled “Additional Information About the Fund.”

- **Buffered Strategy Investment Risk.**

- *Buffered Loss Risk.* There can be no guarantee that the Fund will be successful in its strategy to provide buffer protection against S&P 500 Price Index losses if the S&P 500 Price Index decreases over the Investment Period by 8% or less. A shareholder may lose their entire investment. The Fund’s strategy seeks to deliver returns that match the S&P 500 Price Index (but will be less than the S&P 500 Price Index due to the cost of the options used by the Fund), while limiting downside losses, if Shares are bought on the day on which the Fund enters into the options and held until those options expire at the end of each Investment Period. In the event an investor purchases Shares after the date on which the options were entered into or sells Shares prior to the expiration of the options, the buffer that the Fund seeks to provide may not be available. The Fund does not provide principal protection and an investor may experience significant losses on its investment, including the loss of its entire investment.

- *Flex Options Risk.* The Fund may invest in FLEX Options issued and guaranteed for settlement by the OCC. The Fund bears the risk that the OCC will be unable or unwilling to perform its obligations under the FLEX Options contracts. Additionally, FLEX Options may be illiquid, and in such cases, the Fund may have difficulty closing out certain FLEX Options positions at desired times and prices.
- *Options Risk.* The Fund invests in options that derive their performance from the performance of the S&P 500 Price Index. Writing and buying options are speculative activities and entail investment exposures that are greater than their cost would suggest, meaning that a small investment in an option could have a substantial impact on the performance of the Fund. The Fund's use of call and put options can lead to losses because of adverse movements in the price or value of the underlying stock, index, or other asset, which may be magnified by certain features of the options. These risks are heightened when the Fund's portfolio manager uses options to enhance the Fund's return or as a substitute for a position or security. When selling a call or put option, the Fund will receive a premium; however, this premium may not be enough to offset a loss incurred by the Fund if the price of the underlying asset is above or below, respectively, the strike price by an amount equal to or greater than the premium. The value of an option may be adversely affected if the market for the option becomes less liquid or smaller, and will be affected by changes in the value or yield of the option's underlying asset, an increase in interest rates, a change in the actual or perceived volatility of the stock market or the underlying asset and the remaining time to expiration. Additionally, the value of an option does not increase or decrease at the same rate as the underlying asset(s). The Fund's use of options, due to the cost of the options, will reduce the Fund's ability to get returns equal to the S&P 500 Price Index. This means that if the S&P 500 Price Index experiences gains for an Investment Period, the Fund will not benefit to the same extent from those gains. In addition, if the price of the underlying asset of an option is above the strike price of a written call option or below the strike price for a written put option, the value of the option, and consequently of the Fund, may decline significantly more than if the Fund invested directly in the underlying asset instead of using options. The Fund invests in options that derive their performance from the performance of the S&P 500 Price Index and can be volatile and involve various types and degrees of risks. The Fund could experience a loss if its options do not perform as anticipated, or are not correlated with the performance of their underlying stock or if the Fund is unable to purchase or liquidate a position because of an illiquid secondary market.
- *Purchase and Sale of Timing Risk.* The Fund is designed to protect against the first 8% to 12% decline in the value of the S&P 500 Price Index and provide for participation in any gains, although not to the same extent, as the value of the S&P 500 Price Index, for a 12-month period from one Roll Date to the next Roll Date. Because the options purchased and written by the Fund will expire on the next Roll Date, if you purchase or sell Shares on a date other than a Roll Date or if you hold Shares for more or less than the time from the most recent Roll Date to the next Roll Date, the value of your investment in Shares may not be protected against the first 8% to 12% decline in the value of the S&P 500 Price Index and may not participate in a gain in the value of the S&P 500 Price index for your investment period. The value of the options purchased and written by the Fund is dependent on, among other factors, the value, implied volatility, and implied dividend rate of the S&P 500 Price Index and interest rates, any or all of which may vary, sometimes significantly, during the period from the most recent Roll Date to the next Roll Date. Consequently, the value of the Fund may not directly track changes in the value of the S&P 500 Price Index in between roll Dates.
- **Cybersecurity Risk.** Cybersecurity incidents may allow an unauthorized party to gain access to Fund assets or proprietary information, or cause the Fund, the Adviser and/or other service providers (including custodians and financial intermediaries) to suffer data breaches or data corruption. Additionally, cybersecurity failures or breaches of the electronic systems of the Fund, the Adviser or the Fund's other service providers, market makers, Authorized Participants ("APs"), the Fund's primary listing exchange, or the issuers of securities in which the Fund invests have the ability to disrupt and negatively affect the Fund's business operations, including the ability to purchase and sell Shares, potentially resulting in financial losses to the Fund and its shareholders.
- **Equity Market Risk.** The Fund invests in options that derive their performance from the S&P 500 Price Index, which is made up of common stocks. Common stocks are susceptible to general stock market fluctuations and to volatile increases and decreases in value as market confidence in and perceptions of their issuers change. These investor perceptions are based on various and unpredictable factors including: expectations regarding government, economic, monetary and fiscal policies; inflation and interest rates; economic expansion or contraction; and global or regional political, economic and banking crises.

- **ETF Risks.** The Fund is an ETF, and, as a result of an ETF's structure, it is exposed to the following risks:
 - *Authorized Participants, Market Makers, and Liquidity Providers Concentration Risk.* The Fund has a limited number of financial institutions that may act as APs. In addition, there may be a limited number of market makers and/or liquidity providers in the marketplace. Shares may trade at a material discount to NAV and possibly face delisting if either: (i) APs exit the business or otherwise become unable to process creation and/or redemption orders and no other APs step forward to perform these services, or (ii) market makers and/or liquidity providers exit the business or significantly reduce their business activities and no other entities step forward to perform their functions.
 - *Costs of Buying or Selling Shares.* Due to the costs of buying or selling Shares, including brokerage commissions imposed by brokers and bid-ask spreads, frequent trading of Shares may significantly reduce investment results and an investment in Shares may not be advisable for investors who anticipate regularly making small investments.
 - *Shares May Trade at Prices Other Than NAV.* As with all ETFs, Shares may be bought and sold in the secondary market at market prices. Although it is expected that the market price of Shares will approximate the Fund's NAV, there may be times when the market price of Shares is more than the NAV intra-day (premium) or less than the NAV intra-day (discount) due to supply and demand of Shares or during periods of market volatility. This risk is heightened in times of market volatility, periods of steep market declines, and periods when there is limited trading activity for Shares in the secondary market, in which case such premiums or discounts may be significant.
 - *Trading Risk.* Although Shares are listed for trading on the Cboe BZX Exchange, Inc. (the "Exchange") and may be traded on U.S. exchanges other than the Exchange, there can be no assurance that Shares will trade with any volume, or at all, on any stock exchange. In stressed market conditions, the liquidity of Shares may begin to mirror the liquidity of the Fund's underlying portfolio holdings, which can be significantly less liquid than the Shares.
- **Management Risk.** The Fund is actively managed and may not meet its investment objective based on the Adviser's success or failure to implement investment strategies for the Fund.
- **Market Risk.** The trading prices of securities and other instruments fluctuate in response to a variety of factors. These factors include events impacting the entire market or specific market segments, such as political, market and economic developments, as well as events that impact specific issuers. The Fund's NAV and market price, like security and commodity prices generally, may fluctuate significantly in response to these and other factors. As a result, an investor could lose money over short or long periods of time. U.S. and international markets have experienced significant periods of volatility in recent years due to a number of these factors, including the impact of the COVID-19 pandemic and related public health issues, growth concerns in the U.S. and overseas, uncertainties regarding interest rates, trade tensions, and the threat of and/or actual imposition of tariffs by the U.S. and other countries. In addition, local, regional or global events such as war, including Russia's invasion of Ukraine, acts of terrorism, recessions, rising inflation, or other events could have a significant negative impact on the Fund and its investments. These developments as well as other events could result in further market volatility and negatively affect financial asset prices, the liquidity of certain securities and the normal operations of securities exchanges and other markets.
- **Money Market Instrument Risk.** The Fund may use a variety of money market instruments for cash management purposes, including money market funds, depository accounts and repurchase agreements. Money market funds may be subject to credit risk with respect to the debt instruments in which they invest. Depository accounts may be subject to credit risk with respect to the financial institution in which the depository account is held. Money market instruments may lose money.
- **Options Tax Risk.** The Fund's investments in offsetting positions with respect to the S&P 500 Price Index may be considered "straddles" for U.S. federal income tax purposes. If positions held by the Fund were treated as "straddles" for federal income tax purposes, or the Fund's risk of loss with respect to a position was otherwise diminished as set forth in Treasury regulations, dividends on stocks that are a part of such positions would not constitute qualified dividend income subject to such favorable income tax treatment. In addition, generally, straddles are subject to certain rules that may affect the amount, character and timing of the Fund's gains and losses with respect to straddle positions.
- **Portfolio Turnover Risk.** Because the Fund may "turn over" some or all of its portfolio frequently, the Fund may incur high levels of transaction costs from commissions or mark-ups in the bid/offer spread. Higher portfolio turnover (e.g., in excess of 100% per year) may result in the Fund paying higher levels of transaction costs and generating greater tax liabilities for shareholders.
- **Tax Efficiency Risk.** A significant portion of income received from the Fund may be subject to tax at effective tax rates that are higher than the rates that would apply if the Fund were to engage in a different investment strategy. Additionally, the Fund's investment strategy may require it to effect redemptions, in whole or in part, for cash. As a result, the Fund may be required to sell portfolio securities to obtain the cash needed to distribute redemption proceeds. Further, to the extent the Fund is able to use certain of its derivatives to effect in-kind redemptions of the Fund's Shares, such usage may give rise to a taxable event for the Fund. In both cases, the Fund may be required to recognize investment income and/or capital gains or losses that it might not have recognized if it had completely satisfied the redemption in-kind. As a result, the Fund may be less tax efficient if it includes such a cash payment than if the in-kind redemption process was used exclusively. In addition, cash redemptions may incur higher brokerage costs than in-kind redemptions and these added costs may be borne by the Fund and negatively impact Fund performance. You should consult your tax advisor as to the tax consequences of purchasing, owning, and selling Shares.

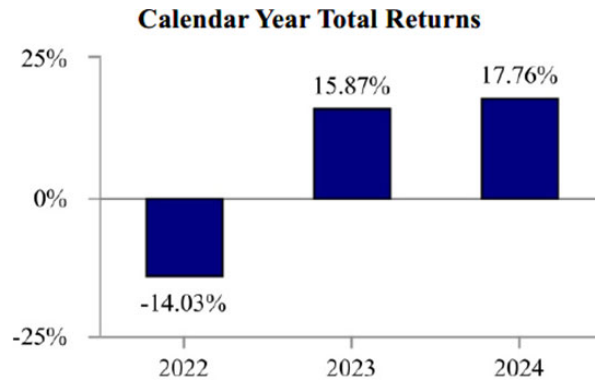
- **Tax Risk.** The Fund intends to qualify as a regulated investment company (“RIC”) under the Internal Revenue Code of 1986, as amended (the “Code”), which requires the Fund to distribute a certain portion of its income and gains each tax year, among other requirements. Similar to other ETFs and pursuant to the Code, when the Fund disposes of appreciated property by distributing such appreciated property in-kind pursuant to a redemption request, the Fund does not expect to recognize any built-in gain in such appreciated property. If the Internal Revenue Service (“IRS”) disagrees with the Fund’s position as to the applicability of this non-recognition rule to the Fund’s disposition of FLEX Options and subsequent acquisition of other FLEX Options in close connection with the Roll Date, the Fund could be treated as having recognized additional gains from such in-kind distributions of FLEX Options. In such a case, the Fund may not have distributed sufficient income or gains to avoid incurring entity level tax and could potentially fail to qualify as a RIC for being under distributed during the year. The Fund may be able to rectify a failure to meet the distribution requirements for a year by paying “deficiency dividends” to shareholders in a later year, which may be included in the Fund’s deduction for dividends paid for the earlier year. In this case, the Fund may be able to avoid losing the Fund’s qualification for taxation as a RIC or being taxed on amounts distributed as deficiency dividends. However, the Fund will be required to pay interest and a penalty based on the amount of any deduction taken for deficiency dividends. If, in any year, the Fund fails to qualify as a RIC, the Fund itself generally would be subject to U.S. federal income and potentially excise taxation and distributions (including any distributions of net capital gain) received by shareholders generally would be subject to further U.S. federal income taxation, although corporate shareholders could be eligible for the dividends received deduction (subject to certain limitations) and individuals may be able to benefit from the lower tax rates available to qualified dividend income. Accordingly, disqualification as a RIC would have a significant adverse effect on the value of shares of the Fund.
- **U.S. Treasury Obligations Risk.** U.S. Treasury obligations may differ from other fixed income securities in their interest rates, maturities, times of issuance and other characteristics. Similar to other issuers, changes to the financial condition or credit rating of the U.S. government may cause the value of the Fund’s U.S. Treasury obligations to decline.

Performance

The Fund acquired all of the assets and liabilities of the TrueShares Structured Outcome (May) ETF, a series of Listed Funds Trust (the “Predecessor Fund”), in a tax-free reorganization on August 8, 2025. In connection with this acquisition, shares of the Predecessor Fund were exchanged for shares of the Fund. The Predecessor Fund had an investment objective and strategies that were, in all material respects, the same as those of the Fund, and was managed in a manner that, in all material respects, complied with the investment guidelines and restrictions of the Fund. The Fund is a continuation of the Predecessor Fund, and therefore, the performance information includes the performance of the Predecessor Fund.

The performance information presented below provides some indication of the risks of investing in the Fund by showing the extent to which the Predecessor Fund’s performance can change from year to year and over time. The bar chart below shows the Predecessor Fund’s performance for calendar years ended December 31. The table illustrates how the Fund’s average annual returns for the 1 year and since inception periods compare with those of the S&P 500 Total Return Index, a broad measure of market performance, and the S&P 500 Price Index, which is integral to the Fund’s investment strategy and is comprised of the same components as the S&P 500 Total Return Index but does not include dividends in its calculation. The Predecessor Fund’s past performance, before and after taxes, does not necessarily indicate how it will perform in the future.

Effective May 1, 2024, the Adviser began managing the Predecessor Fund directly. Prior to May 1, 2024, the Predecessor Fund was managed on a day-to-day basis by an investment sub-adviser. The Predecessor Fund’s performance for periods prior to May 1, 2024 may have differed had the Predecessor Fund been managed directly by the Adviser. Updated performance information is available on the Fund’s website at www.true-shares.com.



The calendar year-to-date total return of the Predecessor Fund as of June 30, 2025 was 4.71%. During the period of time shown in the bar chart, the highest quarterly return was 8.46% for the quarter ended December 31, 2023, and the lowest quarterly return was -12.59% for the quarter ended June 30, 2022.

**Average Annual Total Returns
(for the Periods Ended December 31, 2024)**

	One Year	Since Inception (4/30/2021)
TrueShares Structured Outcome (May) ETF		
Return Before Taxes	17.76%	7.29%
Return After Taxes on Distributions	16.85%	6.45%
Return After Taxes on Distributions and Sale of Fund Shares	10.52%	5.28%
S&P 500 Price Index¹ (reflects no deductions for fees, expenses, or taxes)	23.31%	9.74%
S&P 500 Total Return Index (reflects no deductions for fees, expenses, or taxes)	25.02%	11.43%

¹ Unlike the S&P 500 Total Return Index, the S&P 500 Price Index excludes dividends. The returns of the S&P 500 Price Index are lower than the S&P 500 Total Return Index due to such exclusion of dividends.

After-tax returns are calculated using the historical highest individual federal marginal income tax rates during the period covered by the table above and do not reflect the impact of state and local taxes. Actual after-tax returns depend on an investor's tax situation and may differ from those shown. After-tax returns shown are not relevant to investors who hold their Shares through tax-deferred arrangements such as an individual retirement account ("IRA") or other tax-advantaged accounts. In certain cases, the figure representing "Return After Taxes on Distributions and Sale of Shares" may be higher than the other return figures for the same period. A higher after-tax return results when a capital loss occurs upon redemption and provides an assumed tax deduction that benefits the investor.

Management

Adviser: TrueMark Investments, LLC

Portfolio Manager: Jeffrey Feldman has been portfolio manager of the Fund since 2024.

Purchase and Sale of Shares

Shares are listed on the Exchange, and individual Shares may only be bought and sold in the secondary market through brokers at market prices, rather than NAV. Because Shares trade at market prices rather than NAV, Shares may trade at a price greater than NAV (premium) or less than NAV (discount).

The Fund issues and redeems Shares at NAV only in large blocks known as “Creation Units,” which only APs (typically, broker-dealers) may purchase or redeem. The Fund generally issues and redeems Creation Units in exchange for a portfolio of securities and/or a designated amount of U.S. cash.

Investors may incur costs attributable to the difference between the highest price a buyer is willing to pay to purchase Shares (bid) and the lowest price a seller is willing to accept for Shares (ask) when buying or selling Shares in the secondary market (the “bid-ask spread”). Recent information about the Fund, including its NAV, market price, premiums and discounts, and bid-ask spreads is available on the Fund’s website at www.True-Shares.com.

Tax Information

Fund distributions are generally taxable as ordinary income or capital gains (or a combination), unless your investment is in an IRA or other tax-advantaged account. Distributions on investments made through tax-deferred arrangements may be taxed later upon withdrawal of assets from those accounts.

Financial Intermediary Compensation

If you purchase Shares through a broker-dealer or other financial intermediary (such as a bank) (an “Intermediary”), the adviser or its affiliates may pay Intermediaries for certain activities related to the Fund, including participation in activities that are designed to make Intermediaries more knowledgeable about exchange traded products, including the Fund, or for other activities, such as marketing, educational training or other initiatives related to the sale or promotion of Shares. These payments may create a conflict of interest by influencing the Intermediary and your salesperson to recommend the Fund over another investment. Any such arrangements do not result in increased Fund expenses. Ask your salesperson or visit the Intermediary’s website for more information.

FUND SUMMARY—TRUESHARES STRUCTURED OUTCOME (JUNE) ETF

Investment Objective

The TrueShares Structured Outcome (June) ETF (the “June ETF” or the “Fund”) seeks to provide investors with returns (before fees and expenses) that track those of the S&P 500 Price Return Index (the “S&P 500 Price Index”) while seeking to provide a buffer against the first 8% to 12% of S&P 500 Price Index losses, over a twelve-month period. The current twelve-month period extends from June 1, 2025 to May 31, 2026, and each subsequent twelve-month period begins the day after the current period ends (June 1) and ends on May 31 of the following year.

Fees and Expenses of the Fund

The following table describes the fees and expenses you may pay if you buy, hold, and sell shares of the Fund (“Shares”). **You may pay other fees, such as brokerage commissions and other fees to financial intermediaries, which are not reflected in the table and Example below.**

Shareholder Fees (fees paid directly from your investment)	None
Annual Fund Operating Expenses (expenses that you pay each year as a percentage of the value of your investment)	
Management Fee	0.79%
Distribution and/or Service (12b-1) Fees	0.00%
Other Expenses	0.00%
Total Annual Fund Operating Expenses	0.79%

Expense Example

This Example is intended to help you compare the cost of investing in the Fund with the cost of investing in other funds. The Example assumes that you invest \$10,000 in the Fund for the time periods indicated and then redeem all of your Shares at the end of those periods. The Example also assumes that your investment has a 5% return each year and that the Fund’s operating expenses remain the same. The Example does not take into account brokerage commissions that you may pay on your purchases and sales of Shares. Although your actual costs may be higher or lower, based on these assumptions your costs would be:

1 Year	3 Years	5 Years	10 Years
\$81	\$252	\$439	\$978

Portfolio Turnover

The Fund pays transaction costs, such as commissions, when it buys and sells securities (or “turns over” its portfolio). A higher portfolio turnover rate may indicate higher transaction costs and may result in higher taxes when Shares are held in a taxable account. These costs, which are not reflected in the Total Annual Fund Operating Expenses or in the Example, affect the Fund’s performance. This rate excludes the value of portfolio securities whose maturities or expiration dates at the time of acquisition were one year or less. For the fiscal year ended December 31, 2024, the Predecessor Fund’s (defined below) portfolio turnover rate was 0% of the average value of its portfolio.

Principal Investment Strategies of the Fund

The TrueShares Structured Outcome (June) ETF

The Fund is an actively managed exchange-traded fund (“ETF”) that seeks to achieve its investment objective by investing substantially all of its assets in options on the S&P 500 Price Index. The Fund’s investment adviser, TrueMark Investments, LLC (“TrueMark” or the “Adviser”), will employ a “buffer protect” options strategy that uses such options to seek to achieve exposure to the performance of the S&P 500 Price Index (before fees and expenses) while mitigating the first 8% to 12% decline (before fees and expenses) in the performance of the S&P 500 Price Index (the “Buffer”) over a 12-month period beginning on a specified day each June (each, a “Roll Date”). The period from one Roll Date to the next Roll Date is referred to as the “Investment Period,” and the first day of the Investment Period is referred to as the “Initial Investment Day.”

The Fund will purchase call options and sell (write) put options on the S&P 500 Price Index or an ETF that seeks to track the performance of the S&P 500 Price Index (each, a “S&P 500 Price Index ETF”) on each Initial Investment Day with an expiration on the next Roll Date. An option gives the purchaser of the option the right to purchase (for a call option) or sell (for a put option) the reference asset (or deliver cash equal to the value of the reference asset) at a specified price (“strike price”). In the event the reference asset declines in value, the value of a put option generally will increase and the value of a call option generally will decrease and may become worthless. In the event the reference asset appreciates in value, the value of a put option generally will decrease and become worthless and the value of a call option generally will increase.

On each Initial Investment Day, the Fund will sell (write) put options on the S&P 500 Price Index or an ETF that tracks the S&P 500 Price Index with a strike price within a range of approximately 8% to 12% lower than the current value of the S&P 500 Price Index or a S&P 500 Price Index ETF. As the seller of these options, the Fund receives a premium from the buyer of the options, which the Fund invests in at-the-money call options on the S&P 500 Price Index or a S&P 500 Price Index ETF (*i.e.*, call options having a strike price roughly equal to the current value of the S&P 500 Price Index or a S&P 500 Price Index ETF). The relative price of the put options sold (written) by the Fund to the price of the call options purchased by the Fund will determine the Fund's exposure to the performance of the S&P 500 Price Index during the Investment Period. **Due to the cost of the options used by the Fund, the correlation of the Fund's performance to that of the S&P 500 Price Index is expected to be less than if the Fund invested directly in the constituents of the S&P 500 Price Index (*i.e.*, without using options), and could be substantially less.** This means that if the S&P 500 Price Index experiences gains for an Investment Period, the Fund may not realize gains to the same extent.

The Fund's strategy also seeks to protect investors from a decline of up to 8% to 12% in the performance of the S&P 500 Price Index from one Roll Date to the next Roll Date. When the Adviser sells puts on the S&P 500 Price Index to create the buffer range, the proceeds are used to purchase calls at the money. However, not all puts generate the same premium relative to the downside exposure of the Fund. The Adviser will seek to deliver a buffer of 10% from the reference price of the S&P 500 Price Index on the first trading day of the month. However, the market could fluctuate on or after the buffer is set and this range allows for market condition volatility. **The Fund is not designed to protect against declines of more than 8% to 12% in the performance of the S&P 500 Price Index, and there can be no guarantee that the Fund will be successful in implementing the buffer protect options strategy to protect against the first 8% to 12% decline.** Additionally, even if the Fund mitigates a decline in the performance of the S&P 500 Price Index from one Roll Date to the next Roll Date, the Fund's returns during the Investment Period (prior to the next Roll Date) may not reflect the buffer protect options strategy.

The Fund will invest in either standardized exchange-listed options or in exchange-traded FLEXible EXchange Options ("FLEX Options"). FLEX Options are customized exchange-traded option contracts available through the Chicago Board Option Exchange ("Cboe") that are guaranteed for settlement by The Options Clearing Corporation ("OCC"). FLEX Options provide investors with the ability to customize exercise prices, exercise styles, and expiration dates, while achieving price discovery in competitive, transparent, auction markets and avoiding the counterparty exposure of over-the-counter ("OTC") options positions. The Fund will invest in European-style FLEX Options (*i.e.*, they can only be exercised at the expiration date of the option) based on the performance of the S&P 500 Price Index or a S&P 500 Price Index ETF and which have an expiration date that is the last day of the Investment Period only. In general, the Fund intends to invest to the greatest extent possible in FLEX Options, as these options provide the best combination of OCC guarantees, price discovery, customization, and European-style settlement that is ideal for the Fund. However, the Fund may use listed options to provide an additional source of desired market exposure when the Adviser believes doing so will be beneficial to the Fund. The Fund also expects to invest in U.S. Treasury bonds or money market funds that invest in U.S. Treasury bonds.

The Fund is designed to provide the outcomes below (before fees and expenses) during each individual Investment Period. The outcomes would be lower if the fees and expenses were included.

Change in the Returns of the S&P 500 Price Index	Expected Change in the Returns of the Fund
Declines between -8% and -12% (or more)	Declines 8% to 12% percentage points less than the S&P 500 Price Index (e.g., if the S&P 500 Price Index returns -35%, the Fund is designed to return -23% to -27%)
Declines between 0% and -8%	No change
Appreciates	The Fund's returns will appreciate to a similar extent as the S&P 500 Price Index

The charts below illustrate the hypothetical returns that the Fund seeks to provide in certain illustrative scenarios for a shareholder that purchases Shares on the Initial Investment Day and holds such Shares for the entire Investment Period. These charts do not take into account payment by the Fund of Total Annual Fund Operating Expenses and assume a buffer of 10%. **There is no guarantee that the Fund will be successful in providing these investment outcomes for any Investment Period.**



The Fund includes a mix of purchased and written (sold) put and call options structured to seek to achieve the results described above. The Fund is designed to seek to achieve the results described above for investments made on the Initial Investment Day and held until the last day of the Investment Period. **Investments made on any day other than the Initial Investment Day may differ significantly, positively or negatively, from the results described above.** The Fund’s website, www.true-shares.com, contains information about the Fund’s holdings, and the performance of the S&P 500 Price Index as of the Initial Investment Day and the prior business day to assist an investor in understanding the range of results such investor can expect for investments made at times other than on the Initial Investment Day.

Additionally, the Fund’s website provides information relating to the returns of the Fund, including the Fund’s Buffer and its position relative to the performance of the S&P 500 Price Index on a daily basis.

The Fund’s operations are intended to be continuous. It will not terminate and distribute its assets at the conclusion of an Investment Period. On each Roll Date, another Investment Period will commence and the Fund will invest in a new set of options.

Principal Risks of Investing in the Fund

The principal risks of investing in the Fund are summarized below. The principal risks are presented in alphabetical order to facilitate finding particular risks and comparing them with the risks of other funds. Each risk summarized below is considered a “principal risk” of investing in the Fund, regardless of the order in which it appears. As with any investment, there is a risk that you could lose all or a portion of your investment in the Fund. Some or all of these risks may adversely affect the Fund’s net asset value per share (“NAV”), trading price, yield, total return and/or ability to meet its objective. For more information about the risks of investing in the Fund, see the section in the Fund’s Prospectus titled “Additional Information About the Fund.”

- **Buffered Strategy Investment Risk.**

- *Buffered Loss Risk.* There can be no guarantee that the Fund will be successful in its strategy to provide buffer protection against S&P 500 Price Index losses if the S&P 500 Price Index decreases over the Investment Period by 8% or less. A shareholder may lose their entire investment. The Fund’s strategy seeks to deliver returns that match the S&P 500 Price Index (but will be less than the S&P 500 Price Index due to the cost of the options used by the Fund), while limiting downside losses, if Shares are bought on the day on which the Fund enters into the options and held until those options expire at the end of each Investment Period. In the event an investor purchases Shares after the date on which the options were entered into or sells Shares prior to the expiration of the options, the buffer that the Fund seeks to provide may not be available. The Fund does not provide principal protection and an investor may experience significant losses on its investment, including the loss of its entire investment.

- *Flex Options Risk.* The Fund may invest in FLEX Options issued and guaranteed for settlement by the OCC. The Fund bears the risk that the OCC will be unable or unwilling to perform its obligations under the FLEX Options contracts. Additionally, FLEX Options may be illiquid, and in such cases, the Fund may have difficulty closing out certain FLEX Options positions at desired times and prices.
- *Options Risk.* The Fund invests in options that derive their performance from the performance of the S&P 500 Price Index. Writing and buying options are speculative activities and entail investment exposures that are greater than their cost would suggest, meaning that a small investment in an option could have a substantial impact on the performance of the Fund. The Fund's use of call and put options can lead to losses because of adverse movements in the price or value of the underlying stock, index, or other asset, which may be magnified by certain features of the options. These risks are heightened when the Fund's portfolio manager uses options to enhance the Fund's return or as a substitute for a position or security. When selling a call or put option, the Fund will receive a premium; however, this premium may not be enough to offset a loss incurred by the Fund if the price of the underlying asset is above or below, respectively, the strike price by an amount equal to or greater than the premium. The value of an option may be adversely affected if the market for the option becomes less liquid or smaller, and will be affected by changes in the value or yield of the option's underlying asset, an increase in interest rates, a change in the actual or perceived volatility of the stock market or the underlying asset and the remaining time to expiration. Additionally, the value of an option does not increase or decrease at the same rate as the underlying asset(s). The Fund's use of options, due to the cost of the options, will reduce the Fund's ability to get returns equal to the S&P 500 Price Index. This means that if the S&P 500 Price Index experiences gains for an Investment Period, the Fund will not benefit to the same extent from those gains. In addition, if the price of the underlying asset of an option is above the strike price of a written call option or below the strike price for a written put option, the value of the option, and consequently of the Fund, may decline significantly more than if the Fund invested directly in the underlying asset instead of using options. The Fund invests in options that derive their performance from the performance of the S&P 500 Price Index and can be volatile and involve various types and degrees of risks. The Fund could experience a loss if its options do not perform as anticipated, or are not correlated with the performance of their underlying stock or if the Fund is unable to purchase or liquidate a position because of an illiquid secondary market.
- *Purchase and Sale of Timing Risk.* The Fund is designed to protect against the first 8% to 12% decline in the value of the S&P 500 Price Index and provide for participation in any gains, although not to the same extent, as the value of the S&P 500 Price Index, for a 12-month period from one Roll Date to the next Roll Date. Because the options purchased and written by the Fund will expire on the next Roll Date, if you purchase or sell Shares on a date other than a Roll Date or if you hold Shares for more or less than the time from the most recent Roll Date to the next Roll Date, the value of your investment in Shares may not be protected against the first 8% to 12% decline in the value of the S&P 500 Price Index and may not participate in a gain in the value of the S&P 500 Price Index for your investment period. The value of the options purchased and written by the Fund is dependent on, among other factors, the value, implied volatility, and implied dividend rate of the S&P 500 Price Index and interest rates, any or all of which may vary, sometimes significantly, during the period from the most recent Roll Date to the next Roll Date. Consequently, the value of the Fund may not directly track changes in the value of the S&P 500 Price Index in between Roll Dates.
- **Cybersecurity Risk.** Cybersecurity incidents may allow an unauthorized party to gain access to Fund assets or proprietary information, or cause the Fund, the Adviser and/or other service providers (including custodians and financial intermediaries) to suffer data breaches or data corruption. Additionally, cybersecurity failures or breaches of the electronic systems of the Fund, the Adviser or the Fund's other service providers, market makers, Authorized Participants ("APs"), the Fund's primary listing exchange, or the issuers of securities in which the Fund invests have the ability to disrupt and negatively affect the Fund's business operations, including the ability to purchase and sell Shares, potentially resulting in financial losses to the Fund and its shareholders.
- **Equity Market Risk.** The Fund invests in options that derive their performance from the S&P 500 Price Index, which is made up of common stocks. Common stocks are susceptible to general stock market fluctuations and to volatile increases and decreases in value as market confidence in and perceptions of their issuers change. These investor perceptions are based on various and unpredictable factors including: expectations regarding government, economic, monetary and fiscal policies; inflation and interest rates; economic expansion or contraction; and global or regional political, economic and banking crises.

- **ETF Risks.** The Fund is an ETF, and, as a result of an ETF's structure, it is exposed to the following risks:
 - *Authorized Participants, Market Makers, and Liquidity Providers Concentration Risk.* The Fund has a limited number of financial institutions that may act as APs. In addition, there may be a limited number of market makers and/or liquidity providers in the marketplace. Shares may trade at a material discount to NAV and possibly face delisting if either: (i) APs exit the business or otherwise become unable to process creation and/or redemption orders and no other APs step forward to perform these services, or (ii) market makers and/or liquidity providers exit the business or significantly reduce their business activities and no other entities step forward to perform their functions.
 - *Costs of Buying or Selling Shares.* Due to the costs of buying or selling Shares, including brokerage commissions imposed by brokers and bid-ask spreads, frequent trading of Shares may significantly reduce investment results and an investment in Shares may not be advisable for investors who anticipate regularly making small investments.
 - *Shares May Trade at Prices Other Than NAV.* As with all ETFs, Shares may be bought and sold in the secondary market at market prices. Although it is expected that the market price of Shares will approximate the Fund's NAV, there may be times when the market price of Shares is more than the NAV intra-day (premium) or less than the NAV intra-day (discount) due to supply and demand of Shares or during periods of market volatility. This risk is heightened in times of market volatility, periods of steep market declines, and periods when there is limited trading activity for Shares in the secondary market, in which case such premiums or discounts may be significant.
 - *Trading Risk.* Although Shares are listed for trading on the Cboe BZX Exchange, Inc. (the "Exchange") and may be traded on U.S. exchanges other than the Exchange, there can be no assurance that Shares will trade with any volume, or at all, on any stock exchange. In stressed market conditions, the liquidity of Shares may begin to mirror the liquidity of the Fund's underlying portfolio holdings, which can be significantly less liquid than the Shares.
- **Management Risk.** The Fund is actively managed and may not meet its investment objective based on the Adviser's success or failure to implement investment strategies for the Fund.
- **Market Risk.** The trading prices of securities and other instruments fluctuate in response to a variety of factors. These factors include events impacting the entire market or specific market segments, such as political, market and economic developments, as well as events that impact specific issuers. The Fund's NAV and market price, like security and commodity prices generally, may fluctuate significantly in response to these and other factors. As a result, an investor could lose money over short or long periods of time. U.S. and international markets have experienced significant periods of volatility in recent years due to a number of these factors, including the impact of the COVID-19 pandemic and related public health issues, growth concerns in the U.S. and overseas, uncertainties regarding interest rates, trade tensions, and the threat of and/or actual imposition of tariffs by the U.S. and other countries. In addition, local, regional or global events such as war, including Russia's invasion of Ukraine, acts of terrorism, recessions, rising inflation, or other events could have a significant negative impact on the Fund and its investments. These developments as well as other events could result in further market volatility and negatively affect financial asset prices, the liquidity of certain securities and the normal operations of securities exchanges and other markets.
- **Money Market Instrument Risk.** The Fund may use a variety of money market instruments for cash management purposes, including money market funds, depository accounts and repurchase agreements. Money market funds may be subject to credit risk with respect to the debt instruments in which they invest. Depository accounts may be subject to credit risk with respect to the financial institution in which the depository account is held. Money market instruments may lose money.
- **Options Tax Risk.** The Fund's investments in offsetting positions with respect to the S&P 500 Price Index may be considered "straddles" for U.S. federal income tax purposes. If positions held by the Fund were treated as "straddles" for federal income tax purposes, or the Fund's risk of loss with respect to a position was otherwise diminished as set forth in Treasury regulations, dividends on stocks that are a part of such positions would not constitute qualified dividend income subject to such favorable income tax treatment. In addition, generally, straddles are subject to certain rules that may affect the amount, character and timing of the Fund's gains and losses with respect to straddle positions.
- **Portfolio Turnover Risk.** Because the Fund may "turn over" some or all of its portfolio frequently, the Fund may incur high levels of transaction costs from commissions or mark-ups in the bid/offer spread. Higher portfolio turnover (e.g., in excess of 100% per year) may result in the Fund paying higher levels of transaction costs and generating greater tax liabilities for shareholders.
- **Tax Efficiency Risk.** A significant portion of income received from the Fund may be subject to tax at effective tax rates that are higher than the rates that would apply if the Fund were to engage in a different investment strategy. Additionally, the Fund's investment strategy may require it to effect redemptions, in whole or in part, for cash. As a result, the Fund may be required to sell portfolio securities to obtain the cash needed to distribute redemption proceeds. Further, to the extent the Fund is able to use certain of its derivatives to effect in-kind redemptions of the Fund's Shares, such usage may give rise to a taxable event for the Fund. In both cases, the Fund may be required to recognize investment income and/or capital gains or losses that it might not have recognized if it had completely satisfied the redemption in-kind. As a result, the Fund may be less tax efficient if it includes such a cash payment than if the in-kind redemption process was used exclusively. In addition, cash redemptions may incur higher brokerage costs than in-kind redemptions and these added costs may be borne by the Fund and negatively impact Fund performance. You should consult your tax advisor as to the tax consequences of purchasing, owning, and selling Shares.

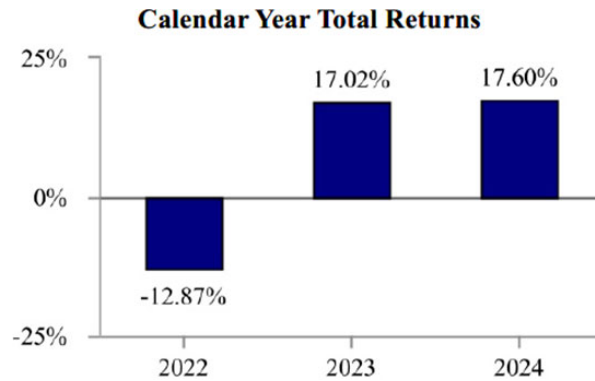
- **Tax Risk.** The Fund intends to qualify as a regulated investment company (“RIC”) under the Internal Revenue Code of 1986, as amended (the “Code”), which requires the Fund to distribute a certain portion of its income and gains each tax year, among other requirements. Similar to other ETFs and pursuant to the Code, when the Fund disposes of appreciated property by distributing such appreciated property in-kind pursuant to a redemption request, the Fund does not expect to recognize any built-in gain in such appreciated property. If the Internal Revenue Service (“IRS”) disagrees with the Fund’s position as to the applicability of this non-recognition rule to the Fund’s disposition of FLEX Options and subsequent acquisition of other FLEX Options in close connection with the Roll Date, the Fund could be treated as having recognized additional gains from such in-kind distributions of FLEX Options. In such a case, the Fund may not have distributed sufficient income or gains to avoid incurring entity level tax and could potentially fail to qualify as a RIC for being under distributed during the year. The Fund may be able to rectify a failure to meet the distribution requirements for a year by paying “deficiency dividends” to shareholders in a later year, which may be included in the Fund’s deduction for dividends paid for the earlier year. In this case, the Fund may be able to avoid losing the Fund’s qualification for taxation as a RIC or being taxed on amounts distributed as deficiency dividends. However, the Fund will be required to pay interest and a penalty based on the amount of any deduction taken for deficiency dividends. If, in any year, the Fund fails to qualify as a RIC, the Fund itself generally would be subject to U.S. federal income and potentially excise taxation and distributions (including any distributions of net capital gain) received by shareholders generally would be subject to further U.S. federal income taxation, although corporate shareholders could be eligible for the dividends received deduction (subject to certain limitations) and individuals may be able to benefit from the lower tax rates available to qualified dividend income. Accordingly, disqualification as a RIC would have a significant adverse effect on the value of shares of the Fund.
- **U.S. Treasury Obligations Risk.** U.S. Treasury obligations may differ from other fixed income securities in their interest rates, maturities, times of issuance and other characteristics. Similar to other issuers, changes to the financial condition or credit rating of the U.S. government may cause the value of the Fund’s U.S. Treasury obligations to decline.

Performance

The Fund acquired all of the assets and liabilities of the TrueShares Structured Outcome (June) ETF, a series of Listed Funds Trust (the “Predecessor Fund”), in a tax-free reorganization on August 8, 2025. In connection with this acquisition, shares of the Predecessor Fund were exchanged for shares of the Fund. The Predecessor Fund had an investment objective and strategies that were, in all material respects, the same as those of the Fund, and was managed in a manner that, in all material respects, complied with the investment guidelines and restrictions of the Fund. The Fund is a continuation of the Predecessor Fund, and therefore, the performance information includes the performance of the Predecessor Fund.

The performance information presented below provides some indication of the risks of investing in the Fund by showing the extent to which the Predecessor Fund’s performance can change from year to year and over time. The bar chart below shows the Predecessor Fund’s performance for calendar years ended December 31. The table illustrates how the Fund’s average annual returns for the 1 year and since inception periods compare with those of the S&P 500 Total Return Index, a broad measure of market performance, and the S&P 500 Price Index, which is integral to the Fund’s investment strategy and is comprised of the same components as the S&P 500 Total Return Index but does not include dividends in its calculation. The Predecessor Fund’s past performance, before and after taxes, does not necessarily indicate how it will perform in the future.

Effective May 1, 2024, the Adviser began managing the Predecessor Fund directly. Prior to May 1, 2024, the Predecessor Fund was managed on a day-to-day basis by an investment sub-adviser. The Predecessor Fund’s performance for periods prior to May 1, 2024 may have differed had the Predecessor Fund been managed directly by the Adviser. Updated performance information is available on the Fund’s website at www.true-shares.com.



The calendar year-to-date total return of the Predecessor Fund as of June 30, 2025 was 4.09%. During the period of time shown in the bar chart, the highest quarterly return was 8.73% for the quarter ended December 31, 2023, and the lowest quarterly return was -11.52% for the quarter ended June 30, 2022.

**Average Annual Total Returns
(for the Periods Ended December 31, 2024)**

	One Year	Since Inception (5/28/2021)
TrueShares Structured Outcome (June) ETF		
Return Before Taxes	17.60%	8.04%
Return After Taxes on Distributions	15.79%	6.77%
Return After Taxes on Distributions and Sale of Fund Shares	10.43%	5.67%
S&P 500 Price Index¹ (reflects no deductions for fees, expenses, or taxes)	23.31%	9.79%
S&P 500 Total Return Index (reflects no deductions for fees, expenses, or taxes)	25.02%	11.47%

¹ Unlike the S&P 500 Total Return Index, the S&P 500 Price Index excludes dividends. The returns of the S&P 500 Price Index are lower than the S&P 500 Total Return Index due to such exclusion of dividends.

After-tax returns are calculated using the historical highest individual federal marginal income tax rates during the period covered by the table above and do not reflect the impact of state and local taxes. Actual after-tax returns depend on an investor's tax situation and may differ from those shown. After-tax returns shown are not relevant to investors who hold their Shares through tax-deferred arrangements such as an individual retirement account ("IRA") or other tax-advantaged accounts. In certain cases, the figure representing "Return After Taxes on Distributions and Sale of Shares" may be higher than the other return figures for the same period. A higher after-tax return results when a capital loss occurs upon redemption and provides an assumed tax deduction that benefits the investor.

Management

Adviser: TrueMark Investments, LLC

Portfolio Manager: Jeffrey Feldman has been portfolio manager of the Fund since 2024.

Purchase and Sale of Shares

Shares are listed on the Exchange, and individual Shares may only be bought and sold in the secondary market through brokers at market prices, rather than NAV. Because Shares trade at market prices rather than NAV, Shares may trade at a price greater than NAV (premium) or less than NAV (discount).

The Fund issues and redeems Shares at NAV only in large blocks known as “Creation Units,” which only APs (typically, broker-dealers) may purchase or redeem. The Fund generally issues and redeems Creation Units in exchange for a portfolio of securities and/or a designated amount of U.S. cash.

Investors may incur costs attributable to the difference between the highest price a buyer is willing to pay to purchase Shares (bid) and the lowest price a seller is willing to accept for Shares (ask) when buying or selling Shares in the secondary market (the “bid-ask spread”). Recent information about the Fund, including its NAV, market price, premiums and discounts, and bid-ask spreads is available on the Fund’s website at www.true-shares.com.

Tax Information

Fund distributions are generally taxable as ordinary income or capital gains (or a combination), unless your investment is in an IRA or other tax-advantaged account. Distributions on investments made through tax-deferred arrangements may be taxed later upon withdrawal of assets from those accounts.

Financial Intermediary Compensation

If you purchase Shares through a broker-dealer or other financial intermediary (such as a bank) (an “Intermediary”), the adviser or its affiliates may pay Intermediaries for certain activities related to the Fund, including participation in activities that are designed to make Intermediaries more knowledgeable about exchange traded products, including the Fund, or for other activities, such as marketing, educational training or other initiatives related to the sale or promotion of Shares. These payments may create a conflict of interest by influencing the Intermediary and your salesperson to recommend the Fund over another investment. Any such arrangements do not result in increased Fund expenses. Ask your salesperson or visit the Intermediary’s website for more information.

FUND SUMMARY—TRUESHARES STRUCTURED OUTCOME (SEPTEMBER) ETF

Investment Objective

The TrueShares Structured Outcome (September) ETF (the “September ETF” or the “Fund”) seeks to provide investors with returns (before fees and expenses) that track those of the S&P 500 Price Return Index (the “S&P 500 Price Index”) while seeking to provide a buffer against the first 8% to 12% of S&P 500 Price Index losses, over a twelve-month period. The current twelve-month period extends from September 1, 2024 to August 31, 2025, and each subsequent twelve-month period begins the day after the current period ends (September 1) and ends on August 31 of the following year.

Fees and Expenses of the Fund

The following table describes the fees and expenses you may pay if you buy, hold, and sell shares of the Fund (“Shares”). **You may pay other fees, such as brokerage commissions and other fees to financial intermediaries, which are not reflected in the table and Example below.**

Shareholder Fees <i>(fees paid directly from your investment)</i>	None
Annual Fund Operating Expenses (expenses that you pay each year as a percentage of the value of your investment)	
Management Fee	0.79%
Distribution and/or Service (12b-1) Fees	0.00%
Other Expenses	0.00%
Acquired Fund Fees and Expenses ¹	0.01%
Total Annual Fund Operating Expenses	0.80%

¹ Acquired Fund Fees and Expenses (“AFFE”) are the indirect costs of investing in other investment companies. Total Annual Fund Operating Expenses do not correlate to the expense ratios in the Predecessor Fund’s Financial Highlights because the Financial Highlights include only the direct operating expenses incurred by the Predecessor Fund and exclude AFFE.

Expense Example

This Example is intended to help you compare the cost of investing in the Fund with the cost of investing in other funds. The Example assumes that you invest \$10,000 in the Fund for the time periods indicated and then redeem all of your Shares at the end of those periods. The Example also assumes that your investment has a 5% return each year and that the Fund’s operating expenses remain the same. The Example does not take into account brokerage commissions that you may pay on your purchases and sales of Shares. Although your actual costs may be higher or lower, based on these assumptions your costs would be:

1 Year	3 Years	5 Years	10 Years
\$82	\$255	\$444	\$990

Portfolio Turnover

The Fund pays transaction costs, such as commissions, when it buys and sells securities (or “turns over” its portfolio). A higher portfolio turnover rate may indicate higher transaction costs and may result in higher taxes when Shares are held in a taxable account. These costs, which are not reflected in the Total Annual Fund Operating Expenses or in the Example, affect the Fund’s performance. This rate excludes the value of portfolio securities whose maturities or expiration dates at the time of acquisition were one year or less. For the fiscal year ended December 31, 2024, the Predecessor Fund’s (defined below) portfolio turnover rate was 0% of the average value of its portfolio.

Principal Investment Strategies of the Fund

TrueShares Structured Outcome (September) ETF

The Fund is an actively managed exchange-traded fund (“ETF”) that seeks to achieve its investment objective by investing substantially all of its assets in options on the S&P 500 Price Index. The Fund’s investment adviser, TrueMark Investments, LLC (“TrueMark” or the “Adviser”), will employ a “buffer protect” options strategy that uses such options to seek to achieve exposure to the performance of the S&P 500 Price Index (before fees and expenses) while mitigating the first 8% to 12% decline (before fees and expenses) in the performance of the S&P 500 Price Index (the “Buffer”) over a 12-month period beginning on a specified day each September (each, a “Roll Date”). The period from one Roll Date to the next Roll Date is referred to as the “Investment Period,” and the first day of the Investment Period is referred to as the “Initial Investment Day.”

The Fund will purchase call options and sell (write) put options on the S&P 500 Price Index or an ETF that seeks to track the performance of the S&P 500 Price Index (each, a “S&P 500 Price Index ETF”) on each Initial Investment Day with an expiration on the next Roll Date. An option gives the purchaser of the option the right to purchase (for a call option) or sell (for a put option) the reference asset (or deliver cash equal to the value of the reference asset) at a specified price (“strike price”). In the event the reference asset declines in value, the value of a put option generally will increase and the value of a call option generally will decrease and may become worthless. In the event the reference asset appreciates in value, the value of a put option generally will decrease and become worthless and the value of a call option generally will increase.

On each Initial Investment Day, the Fund will sell (write) put options on the S&P 500 Price Index or an ETF that tracks the S&P 500 Price Index with a strike price within a range of approximately 8% to 12% lower than the current value of the S&P 500 Price Index or a S&P 500 Price Index ETF. As the seller of these options, the Fund receives a premium from the buyer of the options, which the Fund invests in at-the-money call options on the S&P 500 Price Index or a S&P 500 Price Index ETF (*i.e.*, call options having a strike price roughly equal to the current value of the S&P 500 Price Index or a S&P 500 Price Index ETF). The relative price of the put options sold (written) by the Fund to the price of the call options purchased by the Fund will determine the Fund's exposure to the performance of the S&P 500 Price Index during the Investment Period. **Due to the cost of the options used by the Fund, the correlation of the Fund's performance to that of the S&P 500 Price Index is expected to be less than if the Fund invested directly in the constituents of the S&P 500 Price Index (*i.e.*, without using options), and could be substantially less.** This means that if the S&P 500 Price Index experiences gains for an Investment Period, the Fund may not realize gains to the same extent.

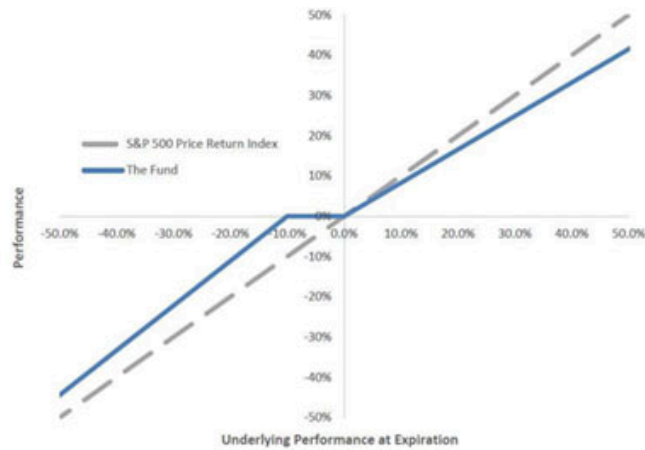
The Fund's strategy also seeks to protect investors from a decline of up to 8% to 12% in the performance of the S&P 500 Price Index from one Roll Date to the next Roll Date. When the Adviser sells puts on the S&P 500 Price Index to create the buffer range, the proceeds are used to purchase calls at the money. However, not all puts generate the same premium relative to the downside exposure of the Fund. The Adviser will seek to deliver a buffer of 10% from the reference price of the S&P 500 Price Index on the first trading day of the month. However, the market could fluctuate on or after the buffer is set and this range allows for market condition volatility. **The Fund is not designed to protect against declines of more than 8% to 12% in the performance of the S&P 500 Price Index, and there can be no guarantee that the Fund will be successful in implementing the buffer protect options strategy to protect against the first 8% to 12% decline.** Additionally, even if the Fund mitigates a decline in the performance of the S&P 500 Price Index from one Roll Date to the next Roll Date, the Fund's returns during the Investment Period (prior to the next Roll Date) may not reflect the buffer protect options strategy.

The Fund will invest in either standardized exchange-listed options or in exchange-traded FLEXible EXchange Options ("FLEX Options"). FLEX Options are customized exchange-traded option contracts available through the Chicago Board Option Exchange ("Cboe") that are guaranteed for settlement by The Options Clearing Corporation ("OCC"). FLEX Options provide investors with the ability to customize exercise prices, exercise styles, and expiration dates, while achieving price discovery in competitive, transparent, auction markets and avoiding the counterparty exposure of over-the-counter ("OTC") options positions. The Fund will invest in European-style FLEX Options (*i.e.*, they can only be exercised at the expiration date of the option) based on the performance of the S&P 500 Price Index or a S&P 500 Price Index ETF and which have an expiration date that is the last day of the Investment Period only. In general, the Fund intends to invest to the greatest extent possible in FLEX Options, as these options provide the best combination of OCC guarantees, price discovery, customization, and European-style settlement that is ideal for the Fund. However, the Fund may use listed options to provide an additional source of desired market exposure when the Adviser believes doing so will be beneficial to the Fund. The Fund also expects to invest in U.S. Treasury bonds or money market funds that invest in U.S. Treasury bonds.

The Fund is designed to provide the outcomes below (before fees and expenses) during each individual Investment Period. The outcomes would be lower if the fees and expenses were included.

Change in the Returns of the S&P 500 Price Index	Expected Change in the Returns of the Fund
Declines between -8% and -12% (or more)	Declines 8% to 12% percentage points less than the S&P 500 Price Index (e.g., if the S&P 500 Price Index returns -35%, the Fund is designed to return -23% to -27%)
Declines between 0% and -8%	No change
Appreciates	The Fund's returns will appreciate to a similar extent as the S&P 500 Price Index

The charts below illustrate the hypothetical returns that the Fund seeks to provide in certain illustrative scenarios for a shareholder that purchases Shares on the Initial Investment Day and holds such Shares for the entire Investment Period. These charts do not take into account payment by the Fund of Total Annual Fund Operating Expenses and assume a buffer of 10%. **There is no guarantee that the Fund will be successful in providing these investment outcomes for any Investment Period.**



The Fund includes a mix of purchased and written (sold) put and call options structured to seek to achieve the results described above. The Fund is designed to seek to achieve the results described above for investments made on the Initial Investment Day and held until the last day of the Investment Period. **Investments made on any day other than the Initial Investment Day may differ significantly, positively or negatively, from the results described above.** The Fund’s website, www.true-shares.com, contains information about the Fund’s holdings, and the performance of the S&P 500 Price Index as of the Initial Investment Day and the prior business day to assist an investor in understanding the range of results such investor can expect for investments made at times other than on the Initial Investment Day.

Additionally, the Fund’s website provides information relating to the returns of the Fund, including the Fund’s Buffer and its position relative to the performance of the S&P 500 Price Index on a daily basis.

The Fund’s operations are intended to be continuous. It will not terminate and distribute its assets at the conclusion of an Investment Period. On each Roll Date, another Investment Period will commence and the Fund will invest in a new set of options.

Principal Risks of Investing in the Fund

The principal risks of investing in the Fund are summarized below. The principal risks are presented in alphabetical order to facilitate finding particular risks and comparing them with the risks of other funds. Each risk summarized below is considered a “principal risk” of investing in the Fund, regardless of the order in which it appears. As with any investment, there is a risk that you could lose all or a portion of your investment in the Fund. Some or all of these risks may adversely affect the Fund’s net asset value per share (“NAV”), trading price, yield, total return and/or ability to meet its objective. For more information about the risks of investing in the Fund, see the section in the Fund’s Prospectus titled “Additional Information About the Fund.”

- **Buffered Strategy Investment Risk.**

- *Buffered Loss Risk.* There can be no guarantee that the Fund will be successful in its strategy to provide buffer protection against S&P 500 Price Index losses if the S&P 500 Price Index decreases over the Investment Period by 8% or less. A shareholder may lose their entire investment. The Fund’s strategy seeks to deliver returns that match the S&P 500 Price Index (but will be less than the S&P 500 Price Index due to the cost of the options used by the Fund), while limiting downside losses, if Shares are bought on the day on which the Fund enters into the options and held until those options expire at the end of each Investment Period. In the event an investor purchases Shares after the date on which the options were entered into or sells Shares prior to the expiration of the options, the buffer that the Fund seeks to provide may not be available. The Fund does not provide principal protection and an investor may experience significant losses on its investment, including the loss of its entire investment.

- *Flex Options Risk.* The Fund may invest in FLEX Options issued and guaranteed for settlement by the OCC. The Fund bears the risk that the OCC will be unable or unwilling to perform its obligations under the FLEX Options contracts. Additionally, FLEX Options may be illiquid, and in such cases, the Fund may have difficulty closing out certain FLEX Options positions at desired times and prices.
- *Options Risk.* The Fund invests in options that derive their performance from the performance of the S&P 500 Price Index. Writing and buying options are speculative activities and entail investment exposures that are greater than their cost would suggest, meaning that a small investment in an option could have a substantial impact on the performance of the Fund. The Fund's use of call and put options can lead to losses because of adverse movements in the price or value of the underlying stock, index, or other asset, which may be magnified by certain features of the options. These risks are heightened when the Fund's portfolio manager uses options to enhance the Fund's return or as a substitute for a position or security. When selling a call or put option, the Fund will receive a premium; however, this premium may not be enough to offset a loss incurred by the Fund if the price of the underlying asset is above or below, respectively, the strike price by an amount equal to or greater than the premium. The value of an option may be adversely affected if the market for the option becomes less liquid or smaller, and will be affected by changes in the value or yield of the option's underlying asset, an increase in interest rates, a change in the actual or perceived volatility of the stock market or the underlying asset and the remaining time to expiration. Additionally, the value of an option does not increase or decrease at the same rate as the underlying asset(s). The Fund's use of options, due to the cost of the options, will reduce the Fund's ability to get returns equal to the S&P 500 Price Index. This means that if the S&P 500 Price Index experiences gains for an Investment Period, the Fund will not benefit to the same extent from those gains. In addition, if the price of the underlying asset of an option is above the strike price of a written call option or below the strike price for a written put option, the value of the option, and consequently of the Fund, may decline significantly more than if the Fund invested directly in the underlying asset instead of using options. The Fund invests in options that derive their performance from the performance of the S&P 500 Price Index and can be volatile and involve various types and degrees of risks. The Fund could experience a loss if its options do not perform as anticipated, or are not correlated with the performance of their underlying stock or if the Fund is unable to purchase or liquidate a position because of an illiquid secondary market.
- *Purchase and Sale of Timing Risk.* The Fund is designed to protect against the first 8% to 12% decline in the value of the S&P 500 Price Index and provide for participation in any gains, although not to the same extent, as the value of the S&P 500 Price Index, for a 12-month period from one Roll Date to the next Roll Date. Because the options purchased and written by the Fund will expire on the next Roll Date, if you purchase or sell Shares on a date other than a Roll Date or if you hold Shares for more or less than the time from the most recent Roll Date to the next Roll Date, the value of your investment in Shares may not be protected against the first 8% to 12% decline in the value of the S&P 500 Price Index and may not participate in a gain in the value of the S&P 500 Price Index for your investment period. The value of the options purchased and written by the Fund is dependent on, among other factors, the value, implied volatility, and implied dividend rate of the S&P 500 Price Index and interest rates, any or all of which may vary, sometimes significantly, during the period from the most recent Roll Date to the next Roll Date. Consequently, the value of the Fund may not directly track changes in the value of the S&P 500 Price Index in between Roll Dates.
- **Cybersecurity Risk.** Cybersecurity incidents may allow an unauthorized party to gain access to Fund assets or proprietary information, or cause the Fund, the Adviser and/or other service providers (including custodians and financial intermediaries) to suffer data breaches or data corruption. Additionally, cybersecurity failures or breaches of the electronic systems of the Fund, the Adviser or the Fund's other service providers, market makers, Authorized Participants ("APs"), the Fund's primary listing exchange, or the issuers of securities in which the Fund invests have the ability to disrupt and negatively affect the Fund's business operations, including the ability to purchase and sell Shares, potentially resulting in financial losses to the Fund and its shareholders.
- **Equity Market Risk.** The Fund invests in options that derive their performance from the S&P 500 Price Index, which is made up of common stocks. Common stocks are susceptible to general stock market fluctuations and to volatile increases and decreases in value as market confidence in and perceptions of their issuers change. These investor perceptions are based on various and unpredictable factors including: expectations regarding government, economic, monetary and fiscal policies; inflation and interest rates; economic expansion or contraction; and global or regional political, economic and banking crises.
- **ETF Risks.** The Fund is an ETF, and, as a result of an ETF's structure, it is exposed to the following risks:
 - *Authorized Participants, Market Makers, and Liquidity Providers Concentration Risk.* The Fund has a limited number of financial institutions that may act as APs. In addition, there may be a limited number of market makers and/or liquidity providers in the marketplace. Shares may trade at a material discount to NAV and possibly face delisting if either: (i) APs exit the business or otherwise become unable to process creation and/or redemption orders and no other APs step forward to perform these services, or (ii) market makers and/or liquidity providers exit the business or significantly reduce their business activities and no other entities step forward to perform their functions.

- *Costs of Buying or Selling Shares.* Due to the costs of buying or selling Shares, including brokerage commissions imposed by brokers and bid-ask spreads, frequent trading of Shares may significantly reduce investment results and an investment in Shares may not be advisable for investors who anticipate regularly making small investments.
- *Shares May Trade at Prices Other Than NAV.* As with all ETFs, Shares may be bought and sold in the secondary market at market prices. Although it is expected that the market price of Shares will approximate the Fund's NAV, there may be times when the market price of Shares is more than the NAV intra-day (premium) or less than the NAV intra-day (discount) due to supply and demand of Shares or during periods of market volatility. This risk is heightened in times of market volatility, periods of steep market declines, and periods when there is limited trading activity for Shares in the secondary market, in which case such premiums or discounts may be significant.
- *Trading Risk.* Although Shares are listed for trading on the Cboe BZX Exchange, Inc. (the "Exchange") and may be traded on U.S. exchanges other than the Exchange, there can be no assurance that Shares will trade with any volume, or at all, on any stock exchange. In stressed market conditions, the liquidity of Shares may begin to mirror the liquidity of the Fund's underlying portfolio holdings, which can be significantly less liquid than the Shares.
- **Management Risk.** The Fund is actively managed and may not meet its investment objective based on the Adviser's success or failure to implement investment strategies for the Fund.
- **Market Risk.** The trading prices of securities and other instruments fluctuate in response to a variety of factors. These factors include events impacting the entire market or specific market segments, such as political, market and economic developments, as well as events that impact specific issuers. The Fund's NAV and market price, like security and commodity prices generally, may fluctuate significantly in response to these and other factors. As a result, an investor could lose money over short or long periods of time. U.S. and international markets have experienced significant periods of volatility in recent years due to a number of these factors, including the impact of the COVID-19 pandemic and related public health issues, growth concerns in the U.S. and overseas, uncertainties regarding interest rates, trade tensions, and the threat of and/or actual imposition of tariffs by the U.S. and other countries. In addition, local, regional or global events such as war, including Russia's invasion of Ukraine, acts of terrorism, recessions, rising inflation, or other events could have a significant negative impact on the Fund and its investments. These developments as well as other events could result in further market volatility and negatively affect financial asset prices, the liquidity of certain securities and the normal operations of securities exchanges and other markets.
- **Money Market Instrument Risk.** The Fund may use a variety of money market instruments for cash management purposes, including money market funds, depository accounts and repurchase agreements. Money market funds may be subject to credit risk with respect to the debt instruments in which they invest. Depository accounts may be subject to credit risk with respect to the financial institution in which the depository account is held. Money market instruments may lose money.
- **Options Tax Risk.** The Fund's investments in offsetting positions with respect to the S&P 500 Price Index may be considered "straddles" for U.S. federal income tax purposes. If positions held by the Fund were treated as "straddles" for federal income tax purposes, or the Fund's risk of loss with respect to a position was otherwise diminished as set forth in Treasury regulations, dividends on stocks that are a part of such positions would not constitute qualified dividend income subject to such favorable income tax treatment. In addition, generally, straddles are subject to certain rules that may affect the amount, character and timing of the Fund's gains and losses with respect to straddle positions.
- **Portfolio Turnover Risk.** Because the Fund may "turn over" some or all of its portfolio frequently, the Fund may incur high levels of transaction costs from commissions or mark-ups in the bid/offer spread. Higher portfolio turnover (*e.g.*, in excess of 100% per year) may result in the Fund paying higher levels of transaction costs and generating greater tax liabilities for shareholders.
- **Tax Efficiency Risk.** A significant portion of income received from the Fund may be subject to tax at effective tax rates that are higher than the rates that would apply if the Fund were to engage in a different investment strategy. Additionally, the Fund's investment strategy may require it to effect redemptions, in whole or in part, for cash. As a result, the Fund may be required to sell portfolio securities to obtain the cash needed to distribute redemption proceeds. Further, to the extent the Fund is able to use certain of its derivatives to effect in-kind redemptions of the Fund's Shares, such usage may give rise to a taxable event for the Fund. In both cases, the Fund may be required to recognize investment income and/or capital gains or losses that it might not have recognized if it had completely satisfied the redemption in-kind. As a result, the Fund may be less tax efficient if it includes such a cash payment than if the in-kind redemption process was used exclusively. In addition, cash redemptions may incur higher brokerage costs than in-kind redemptions and these added costs may be borne by the Fund and negatively impact Fund performance. You should consult your tax advisor as to the tax consequences of purchasing, owning, and selling Shares.

- Tax Risk.** The Fund intends to qualify as a regulated investment company (“RIC”) under the Internal Revenue Code of 1986, as amended (the “Code”), which requires the Fund to distribute a certain portion of its income and gains each tax year, among other requirements. Similar to other ETFs and pursuant to the Code, when the Fund disposes of appreciated property by distributing such appreciated property in-kind pursuant to a redemption request, the Fund does not expect to recognize any built-in gain in such appreciated property. If the Internal Revenue Service (“IRS”) disagrees with the Fund’s position as to the applicability of this non-recognition rule to the Fund’s disposition of FLEX Options and subsequent acquisition of other FLEX Options in close connection with the Roll Date, the Fund could be treated as having recognized additional gains from such in-kind distributions of FLEX Options. In such a case, the Fund may not have distributed sufficient income or gains to avoid incurring entity level tax and could potentially fail to qualify as a RIC for being under distributed during the year. The Fund may be able to rectify a failure to meet the distribution requirements for a year by paying “deficiency dividends” to shareholders in a later year, which may be included in the Fund’s deduction for dividends paid for the earlier year. In this case, the Fund may be able to avoid losing the Fund’s qualification for taxation as a RIC or being taxed on amounts distributed as deficiency dividends. However, the Fund will be required to pay interest and a penalty based on the amount of any deduction taken for deficiency dividends. If, in any year, the Fund fails to qualify as a RIC, the Fund itself generally would be subject to U.S. federal income and potentially excise taxation and distributions (including any distributions of net capital gain) received by shareholders generally would be subject to further U.S. federal income taxation, although corporate shareholders could be eligible for the dividends received deduction (subject to certain limitations) and individuals may be able to benefit from the lower tax rates available to qualified dividend income. Accordingly, disqualification as a RIC would have a significant adverse effect on the value of shares of the Fund.
- U.S. Treasury Obligations Risk.** U.S. Treasury obligations may differ from other fixed income securities in their interest rates, maturities, times of issuance and other characteristics. Similar to other issuers, changes to the financial condition or credit rating of the U.S. government may cause the value of the Fund’s U.S. Treasury obligations to decline.

Performance

The Fund acquired all of the assets and liabilities of the TrueShares Structured Outcome (September) ETF, a series of Listed Funds Trust (the “Predecessor Fund”), in a tax-free reorganization on August 8, 2025. In connection with this acquisition, shares of the Predecessor Fund were exchanged for shares of the Fund. The Predecessor Fund had an investment objective and strategies that were, in all material respects, the same as those of the Fund, and was managed in a manner that, in all material respects, complied with the investment guidelines and restrictions of the Fund. The Fund is a continuation of the Predecessor Fund, and therefore, the performance information includes the performance of the Predecessor Fund.

The performance information presented below provides some indication of the risks of investing in the Fund by showing the extent to which the Predecessor Fund’s performance can change from year to year and over time. The bar chart below shows the Predecessor Fund’s performance for calendar years ended December 31. The table illustrates how the Fund’s average annual returns for the 1 year and since inception periods compare with those of the S&P 500 Total Return Index, a broad measure of market performance, and the S&P 500 Price Index, which is integral to the Fund’s investment strategy and is comprised of the same components as the S&P 500 Total Return Index but does not include dividends in its calculation. The Predecessor Fund’s past performance, before and after taxes, does not necessarily indicate how it will perform in the future.

Effective May 1, 2024, the Adviser began managing the Predecessor Fund directly. Prior to May 1, 2024, the Predecessor Fund was managed on a day-to-day basis by an investment sub-adviser. The Predecessor Fund’s performance for periods prior to May 1, 2024 may have differed had the Predecessor Fund been managed directly by the Adviser. Updated performance information is available on the Fund’s website at www.true-shares.com.



The calendar year-to-date total return of the Predecessor Fund as of June 30, 2025 was 4.43%. During the period of time shown in the bar chart, the highest quarterly return was 8.59% for the quarter ended December 31 2023, and the lowest quarterly return was -9.13% for the quarter ended June 30, 2022.

**Average Annual Total Returns
(for the Periods Ended December 31, 2024)**

TrueShares Structured Outcome (September) ETF	One Year	Since Inception (8/31/2020)
Return Before Taxes	18.43%	12.30%
Return After Taxes on Distributions	16.76%	11.49%
Return After Taxes on Distributions and Sale of Fund Shares	10.92%	9.38%
S&P 500 Price Index¹ (reflects no deductions for fees, expenses, or taxes)	23.31%	12.72%
S&P 500 Total Return Index (reflects no deductions for fees, expenses, or taxes)	25.02%	14.45%

¹ Unlike the S&P 500 Total Return Index, the S&P 500 Price Index excludes dividends. The returns of the S&P 500 Price Index are lower than the S&P 500 Total Return Index due to such exclusion of dividends.

After-tax returns are calculated using the historical highest individual federal marginal income tax rates during the period covered by the table above and do not reflect the impact of state and local taxes. Actual after-tax returns depend on an investor’s tax situation and may differ from those shown. After-tax returns shown are not relevant to investors who hold their Shares through tax-deferred arrangements such as an individual retirement account (“IRA”) or other tax-advantaged accounts. In certain cases, the figure representing “Return After Taxes on Distributions and Sale of Shares” may be higher than the other return figures for the same period. A higher after-tax return results when a capital loss occurs upon redemption and provides an assumed tax deduction that benefits the investor.

Management

Adviser: TrueMark Investments, LLC

Portfolio Manager: Jeffrey Feldman has been portfolio manager of the Fund since 2024.

Purchase and Sale of Shares

Shares are listed on the Exchange, and individual Shares may only be bought and sold in the secondary market through brokers at market prices, rather than NAV. Because Shares trade at market prices rather than NAV, Shares may trade at a price greater than NAV (premium) or less than NAV (discount).

The Fund issues and redeems Shares at NAV only in large blocks known as “Creation Units,” which only APs (typically, broker-dealers) may purchase or redeem. The Fund generally issues and redeems Creation Units in exchange for a portfolio of securities and/or a designated amount of U.S. cash.

Investors may incur costs attributable to the difference between the highest price a buyer is willing to pay to purchase Shares (bid) and the lowest price a seller is willing to accept for Shares (ask) when buying or selling Shares in the secondary market (the “bid-ask spread”). Recent information about the Fund, including its NAV, market price, premiums and discounts, and bid-ask spreads is available on the Fund’s website at www.True-Shares.com.

Tax Information

Fund distributions are generally taxable as ordinary income or capital gains (or a combination), unless your investment is in an IRA or other tax-advantaged account. Distributions on investments made through tax-deferred arrangements may be taxed later upon withdrawal of assets from those accounts.

Financial Intermediary Compensation

If you purchase Shares through a broker-dealer or other financial intermediary (such as a bank) (an “Intermediary”), the adviser or its affiliates may pay Intermediaries for certain activities related to the Fund, including participation in activities that are designed to make Intermediaries more knowledgeable about exchange traded products, including the Fund, or for other activities, such as marketing, educational training or other initiatives related to the sale or promotion of Shares. These payments may create a conflict of interest by influencing the Intermediary and your salesperson to recommend the Fund over another investment. Any such arrangements do not result in increased Fund expenses. Ask your salesperson or visit the Intermediary’s website for more information.

FUND SUMMARY—TRUESHARES STRUCTURED OUTCOME (OCTOBER) ETF

Investment Objective

The TrueShares Structured Outcome (October) ETF (the “October ETF” or the “Fund”) seeks to provide investors with returns (before fees and expenses) that track those of the S&P 500 Price Return Index (the “S&P 500 Price Index”) while seeking to provide a buffer against the first 8% to 12% of S&P 500 Price Index losses, over a twelve-month period. The current twelve-month period extends from October 1, 2024 to September 30, 2025, and each subsequent twelve-month period begins the day after the current period ends (October 1) and ends on September 30 of the following year.

Fees and Expenses of the Fund

(1) The following table describes the fees and expenses you may pay if you buy, hold, and sell shares of the Fund (“Shares”). **You may pay other fees, such as brokerage commissions and other fees to financial intermediaries, which are not reflected in the table and Example below.**

Shareholder Fees <i>(fees paid directly from your investment)</i>	None
Annual Fund Operating Expenses <i>(expenses that you pay each year as a percentage of the value of your investment)</i>	
<i>(expenses that you pay each year as a percentage of the value of your investment)</i>	
Management Fees	0.79%
Distribution and/or Service (12b-1) Fees	0.00%
Other Expenses	0.00%
Total Annual Fund Operating Expenses	<u>0.79%</u>

Expense Example

This Example is intended to help you compare the cost of investing in the Fund with the cost of investing in other funds. The Example assumes that you invest \$10,000 in the Fund for the time periods indicated and then redeem all of your Shares at the end of those periods. The Example also assumes that your investment has a 5% return each year and that the Fund’s operating expenses remain the same. The Example does not take into account brokerage commissions that you may pay on your purchases and sales of Shares. Although your actual costs may be higher or lower, based on these assumptions your costs would be:

1 Year	3 Years	5 Years	10 Years
\$81	\$252	\$439	\$978

Portfolio Turnover

The Fund pays transaction costs, such as commissions, when it buys and sells securities (or “turns over” its portfolio). A higher portfolio turnover rate may indicate higher transaction costs and may result in higher taxes when Shares are held in a taxable account. These costs, which are not reflected in the Total Annual Fund Operating Expenses or in the Example, affect the Fund’s performance. This rate excludes the value of portfolio securities whose maturities or expiration dates at the time of acquisition were one year or less. For the fiscal year ended December 31, 2024, the Predecessor Fund’s (defined below) portfolio turnover rate was 0% of the average value of its portfolio.

Principal Investment Strategies of the Fund

TrueShares Structured Outcome (October) ETF

The Fund is an actively managed exchange-traded fund (“ETF”) that seeks to achieve its investment objective by investing substantially all of its assets in options on the S&P 500 Price Index. The Fund’s investment adviser, TrueMark Investments, LLC (“TrueMark” or the “Adviser”), will employ a “buffer protect” options strategy that uses such options to seek to achieve exposure to the performance of the S&P 500 Price Index (before fees and expenses) while mitigating the first 8% to 12% decline (before fees and expenses) in the performance of the S&P 500 Price Index (the “Buffer”) over a 12-month period beginning on a specified day each October (each, a “Roll Date”). The period from one Roll Date to the next Roll Date is referred to as the “Investment Period,” and the first day of the Investment Period is referred to as the “Initial Investment Day.”

The Fund will purchase call options and sell (write) put options on the S&P 500 Price Index or an ETF that seeks to track the performance of the S&P 500 Price Index (each, a “S&P 500 Price Index ETF”) on each Initial Investment Day with an expiration on the next Roll Date. An option gives the purchaser of the option the right to purchase (for a call option) or sell (for a put option) the reference asset (or deliver cash equal to the value of the reference asset) at a specified price (“strike price”). In the event the reference asset declines in value, the value of a put option generally will increase and the value of a call option generally will decrease and may become worthless. In the event the reference asset appreciates in value, the value of a put option generally will decrease and become worthless and the value of a call option generally will increase.

On each Initial Investment Day, the Fund will sell (write) put options on the S&P 500 Price Index or an ETF that tracks the S&P 500 Price Index with a strike price within a range of approximately 8% to 12% lower than the current value of the S&P 500 Price Index or a S&P 500 Price Index ETF. As the seller of these options, the Fund receives a premium from the buyer of the options, which the Fund invests in at-the-money call options on the S&P 500 Price Index or a S&P 500 Price Index ETF (*i.e.*, call options having a strike price roughly equal to the current value of the S&P 500 Price Index or a S&P 500 Price Index ETF). The relative price of the put options sold (written) by the Fund to the price of the call options purchased by the Fund will determine the Fund's exposure to the performance of the S&P 500 Price Index during the Investment Period. **Due to the cost of the options used by the Fund, the correlation of the Fund's performance to that of the S&P 500 Price Index is expected to be less than if the Fund invested directly in the constituents of the S&P 500 Price Index (*i.e.*, without using options), and could be substantially less.** This means that if the S&P 500 Price Index experiences gains for an Investment Period, the Fund may not realize gains to the same extent.

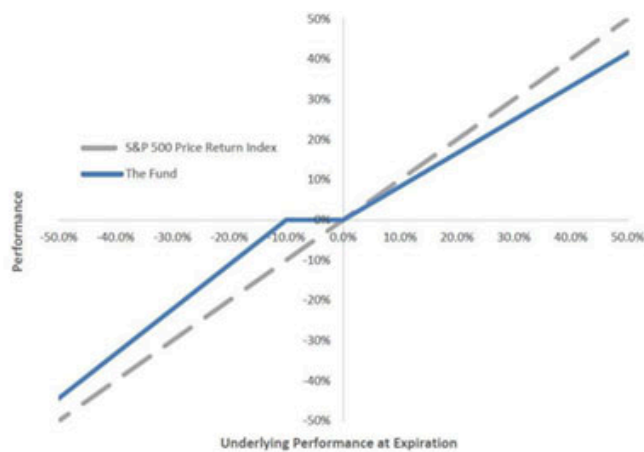
The Fund's strategy also seeks to protect investors from a decline of up to 8% to 12% in the performance of the S&P 500 Price Index from one Roll Date to the next Roll Date. When the Adviser sells puts on the S&P 500 Price Index to create the buffer range, the proceeds are used to purchase calls at the money. However, not all puts generate the same premium relative to the downside exposure of the Fund. The Adviser will seek to deliver a buffer of 10% from the reference price of the S&P 500 Price Index on the first trading day of the month. However, the market could fluctuate on or after the buffer is set and this range allows for market condition volatility. **The Fund is not designed to protect against declines of more than 8% to 12% in the performance of the S&P 500 Price Index, and there can be no guarantee that the Fund will be successful in implementing the buffer protect options strategy to protect against the first 8% to 12% decline.** Additionally, even if the Fund mitigates a decline in the performance of the S&P 500 Price Index from one Roll Date to the next Roll Date, the Fund's returns during the Investment Period (prior to the next Roll Date) may not reflect the buffer protect options strategy.

The Fund will invest in either standardized exchange-listed options or in exchange-traded FLExible EXchange Options ("FLEX Options"). FLEX Options are customized exchange-traded option contracts available through the Chicago Board Option Exchange ("Cboe") that are guaranteed for settlement by The Options Clearing Corporation ("OCC"). FLEX Options provide investors with the ability to customize exercise prices, exercise styles, and expiration dates, while achieving price discovery in competitive, transparent, auction markets and avoiding the counterparty exposure of over-the-counter ("OTC") options positions. The Fund will invest in European-style FLEX Options (*i.e.*, they can only be exercised at the expiration date of the option) based on the performance of the S&P 500 Price Index or a S&P 500 Price Index ETF and which have an expiration date that is the last day of the Investment Period only. In general, the Fund intends to invest to the greatest extent possible in FLEX Options, as these options provide the best combination of OCC guarantees, price discovery, customization, and European-style settlement that is ideal for the Fund. However, the Fund may use listed options to provide an additional source of desired market exposure when the Adviser believes doing so will be beneficial to the Fund. The Fund also expects to invest in U.S. Treasury bonds or money market funds that invest in U.S. Treasury bonds.

The Fund is designed to provide the outcomes below (before fees and expenses) during each individual Investment Period. The outcomes would be lower if the fees and expenses were included.

Change in the Returns of the S&P 500 Price Index	Expected Change in the Returns of the Fund
Declines between -8% and -12% (or more)	Declines 8% to 12% percentage points less than the S&P 500 Price Index (e.g., if the S&P 500 Price Index returns -35%, the Fund is designed to return -23% to -27%)
Declines between 0% and -8%	No change
Appreciates	The Fund's returns will appreciate to a similar extent as the S&P 500 Price Index

The charts below illustrate the hypothetical returns that the Fund seeks to provide in certain illustrative scenarios for a shareholder that purchases Shares on the Initial Investment Day and holds such Shares for the entire Investment Period. These charts do not take into account payment by the Fund of Total Annual Fund Operating Expenses and assume a buffer of 10%. **There is no guarantee that the Fund will be successful in providing these investment outcomes for any Investment Period.**



The Fund includes a mix of purchased and written (sold) put and call options structured to seek to achieve the results described above. The Fund is designed to seek to achieve the results described above for investments made on the Initial Investment Day and held until the last day of the Investment Period. **Investments made on any day other than the Initial Investment Day may differ significantly, positively or negatively, from the results described above.** The Fund’s website, www.true-shares.com, contains information about the Fund’s holdings, and the performance of the S&P 500 Price Index as of the Initial Investment Day and the prior business day to assist an investor in understanding the range of results such investor can expect for investments made at times other than on the Initial Investment Day.

Additionally, the Fund’s website provides information relating to the returns of the Fund, including the Fund’s Buffer and its position relative to the performance of the S&P 500 Price Index on a daily basis.

The Fund’s operations are intended to be continuous. It will not terminate and distribute its assets at the conclusion of an Investment Period. On each Roll Date, another Investment Period will commence and the Fund will invest in a new set of options.

Principal Risks of Investing in the Fund

The principal risks of investing in the Fund are summarized below. The principal risks are presented in alphabetical order to facilitate finding particular risks and comparing them with the risks of other funds. Each risk summarized below is considered a “principal risk” of investing in the Fund, regardless of the order in which it appears. As with any investment, there is a risk that you could lose all or a portion of your investment in the Fund. Some or all of these risks may adversely affect the Fund’s net asset value per share (“NAV”), trading price, yield, total return and/or ability to meet its objective. For more information about the risks of investing in the Fund, see the section in the Fund’s Prospectus titled “Additional Information About the Fund.”

- **Buffered Strategy Investment Risk.**

- *Buffered Loss Risk.* There can be no guarantee that the Fund will be successful in its strategy to provide buffer protection against S&P 500 Price Index losses if the S&P 500 Price Index decreases over the Investment Period by 8% or less. A shareholder may lose their entire investment. The Fund’s strategy seeks to deliver returns that match the S&P 500 Price Index (but will be less than the S&P 500 Price Index due to the cost of the options used by the Fund), while limiting downside losses, if Shares are bought on the day on which the Fund enters into the options and held until those options expire at the end of each Investment Period. In the event an investor purchases Shares after the date on which the options were entered into or sells Shares prior to the expiration of the options, the buffer that the Fund seeks to provide may not be available. The Fund does not provide principal protection and an investor may experience significant losses on its investment, including the loss of its entire investment.

- *Flex Options Risk.* The Fund may invest in FLEX Options issued and guaranteed for settlement by the OCC. The Fund bears the risk that the OCC will be unable or unwilling to perform its obligations under the FLEX Options contracts. Additionally, FLEX Options may be illiquid, and in such cases, the Fund may have difficulty closing out certain FLEX Options positions at desired times and prices.
- *Options Risk.* The Fund invests in options that derive their performance from the performance of the S&P 500 Price Index. Writing and buying options are speculative activities and entail investment exposures that are greater than their cost would suggest, meaning that a small investment in an option could have a substantial impact on the performance of the Fund. The Fund's use of call and put options can lead to losses because of adverse movements in the price or value of the underlying stock, index, or other asset, which may be magnified by certain features of the options. These risks are heightened when the Fund's portfolio manager uses options to enhance the Fund's return or as a substitute for a position or security. When selling a call or put option, the Fund will receive a premium; however, this premium may not be enough to offset a loss incurred by the Fund if the price of the underlying asset is above or below, respectively, the strike price by an amount equal to or greater than the premium. The value of an option may be adversely affected if the market for the option becomes less liquid or smaller, and will be affected by changes in the value or yield of the option's underlying asset, an increase in interest rates, a change in the actual or perceived volatility of the stock market or the underlying asset and the remaining time to expiration. Additionally, the value of an option does not increase or decrease at the same rate as the underlying asset(s). The Fund's use of options, due to the cost of the options, will reduce the Fund's ability to get returns equal to the S&P 500 Price Index. This means that if the S&P 500 Price Index experiences gains for an Investment Period, the Fund will not benefit to the same extent from those gains. In addition, if the price of the underlying asset of an option is above the strike price of a written call option or below the strike price for a written put option, the value of the option, and consequently of the Fund, may decline significantly more than if the Fund invested directly in the underlying asset instead of using options. The Fund invests in options that derive their performance from the performance of the S&P 500 Price Index and can be volatile and involve various types and degrees of risks. The Fund could experience a loss if its options do not perform as anticipated, or are not correlated with the performance of their underlying stock or if the Fund is unable to purchase or liquidate a position because of an illiquid secondary market.
- *Purchase and Sale of Timing Risk.* The Fund is designed to protect against the first 8% to 12% decline in the value of the S&P 500 Price Index and provide for participation in any gains, although not to the same extent, as the value of the S&P 500 Price Index, for a 12-month period from one Roll Date to the next Roll Date. Because the options purchased and written by the Fund will expire on the next Roll Date, if you purchase or sell Shares on a date other than a Roll Date or if you hold Shares for more or less than the time from the most recent Roll Date to the next Roll Date, the value of your investment in Shares may not be protected against the first 8% to 12% decline in the value of the S&P 500 Price Index and may not participate in a gain in the value of the S&P 500 Price Index for your investment period. The value of the options purchased and written by the Fund is dependent on, among other factors, the value, implied volatility, and implied dividend rate of the S&P 500 Price Index and interest rates, any or all of which may vary, sometimes significantly, during the period from the most recent Roll Date to the next Roll Date. Consequently, the value of the Fund may not directly track changes in the value of the S&P 500 Price Index in between Roll Dates.
- **Cybersecurity Risk.** Cybersecurity incidents may allow an unauthorized party to gain access to Fund assets or proprietary information, or cause the Fund, the Adviser and/or other service providers (including custodians and financial intermediaries) to suffer data breaches or data corruption. Additionally, cybersecurity failures or breaches of the electronic systems of the Fund, the Adviser or the Fund's other service providers, market makers, Authorized Participants ("APs"), the Fund's primary listing exchange, or the issuers of securities in which the Fund invests have the ability to disrupt and negatively affect the Fund's business operations, including the ability to purchase and sell Shares, potentially resulting in financial losses to the Fund and its shareholders.
- **Equity Market Risk.** The Fund invests in options that derive their performance from the S&P 500 Price Index, which is made up of common stocks. Common stocks are susceptible to general stock market fluctuations and to volatile increases and decreases in value as market confidence in and perceptions of their issuers change. These investor perceptions are based on various and unpredictable factors including: expectations regarding government, economic, monetary and fiscal policies; inflation and interest rates; economic expansion or contraction; and global or regional political, economic and banking crises.
- **ETF Risks.** The Fund is an ETF, and, as a result of an ETF's structure, it is exposed to the following risks:

- *Authorized Participants, Market Makers, and Liquidity Providers Concentration Risk.* The Fund has a limited number of financial institutions that may act as APs. In addition, there may be a limited number of market makers and/or liquidity providers in the marketplace. Shares may trade at a material discount to NAV and possibly face delisting if either: (i) APs exit the business or otherwise become unable to process creation and/or redemption orders and no other APs step forward to perform these services, or (ii) market makers and/or liquidity providers exit the business or significantly reduce their business activities and no other entities step forward to perform their functions.
- *Costs of Buying or Selling Shares.* Due to the costs of buying or selling Shares, including brokerage commissions imposed by brokers and bid-ask spreads, frequent trading of Shares may significantly reduce investment results and an investment in Shares may not be advisable for investors who anticipate regularly making small investments.
- *Shares May Trade at Prices Other Than NAV.* As with all ETFs, Shares may be bought and sold in the secondary market at market prices. Although it is expected that the market price of Shares will approximate the Fund's NAV, there may be times when the market price of Shares is more than the NAV intra-day (premium) or less than the NAV intra-day (discount) due to supply and demand of Shares or during periods of market volatility. This risk is heightened in times of market volatility, periods of steep market declines, and periods when there is limited trading activity for Shares in the secondary market, in which case such premiums or discounts may be significant.
- *Trading Risk.* Although Shares are listed for trading on the Cboe BZX Exchange, Inc. (the "Exchange") and may be traded on U.S. exchanges other than the Exchange, there can be no assurance that Shares will trade with any volume, or at all, on any stock exchange. In stressed market conditions, the liquidity of Shares may begin to mirror the liquidity of the Fund's underlying portfolio holdings, which can be significantly less liquid than the Shares.
- **Management Risk.** The Fund is actively managed and may not meet its investment objective based on the Adviser's success or failure to implement investment strategies for the Fund.
- **Market Risk.** The trading prices of securities and other instruments fluctuate in response to a variety of factors. These factors include events impacting the entire market or specific market segments, such as political, market and economic developments, as well as events that impact specific issuers. The Fund's NAV and market price, like security and commodity prices generally, may fluctuate significantly in response to these and other factors. As a result, an investor could lose money over short or long periods of time. U.S. and international markets have experienced significant periods of volatility in recent years due to a number of these factors, including the impact of the COVID-19 pandemic and related public health issues, growth concerns in the U.S. and overseas, uncertainties regarding interest rates, trade tensions, and the threat of and/or actual imposition of tariffs by the U.S. and other countries. In addition, local, regional or global events such as war, including Russia's invasion of Ukraine, acts of terrorism, recessions, rising inflation, or other events could have a significant negative impact on the Fund and its investments. These developments as well as other events could result in further market volatility and negatively affect financial asset prices, the liquidity of certain securities and the normal operations of securities exchanges and other markets.
- **Money Market Instrument Risk.** The Fund may use a variety of money market instruments for cash management purposes, including money market funds, depository accounts and repurchase agreements. Money market funds may be subject to credit risk with respect to the debt instruments in which they invest. Depository accounts may be subject to credit risk with respect to the financial institution in which the depository account is held. Money market instruments may lose money.
- **Options Tax Risk.** The Fund's investments in offsetting positions with respect to the S&P 500 Price Index may be considered "straddles" for U.S. federal income tax purposes. If positions held by the Fund were treated as "straddles" for federal income tax purposes, or the Fund's risk of loss with respect to a position was otherwise diminished as set forth in Treasury regulations, dividends on stocks that are a part of such positions would not constitute qualified dividend income subject to such favorable income tax treatment. In addition, generally, straddles are subject to certain rules that may affect the amount, character and timing of the Fund's gains and losses with respect to straddle positions.
- **Portfolio Turnover Risk.** Because the Fund may "turn over" some or all of its portfolio frequently, the Fund may incur high levels of transaction costs from commissions or mark-ups in the bid/offer spread. Higher portfolio turnover (*e.g.*, in excess of 100% per year) may result in the Fund paying higher levels of transaction costs and generating greater tax liabilities for shareholders.
- **Tax Efficiency Risk.** A significant portion of income received from the Fund may be subject to tax at effective tax rates that are higher than the rates that would apply if the Fund were to engage in a different investment strategy. Additionally, the Fund's investment strategy may require it to effect redemptions, in whole or in part, for cash. As a result, the Fund may be required to sell portfolio securities to obtain the cash needed to distribute redemption proceeds. Further, to the extent the Fund is able to use certain of its derivatives to effect in-kind redemptions of the Fund's Shares, such usage may give rise to a taxable event for the Fund. In both cases, the Fund may be required to recognize investment income and/or capital gains or losses that it might not have recognized if it had completely satisfied the redemption in-kind. As a result, the Fund may be less tax efficient if it includes such a cash payment than if the in-kind redemption process was used exclusively. In addition, cash redemptions may incur higher brokerage costs than in-kind redemptions and these added costs may be borne by the Fund and negatively impact Fund performance. You should consult your tax advisor as to the tax consequences of purchasing, owning, and selling Shares.

- **Tax Risk.** The Fund intends to qualify as a regulated investment company (“RIC”) under the Internal Revenue Code of 1986, as amended (the “Code”), which requires the Fund to distribute a certain portion of its income and gains each tax year, among other requirements. Similar to other ETFs and pursuant to the Code, when the Fund disposes of appreciated property by distributing such appreciated property in-kind pursuant to a redemption request, the Fund does not expect to recognize any built-in gain in such appreciated property. If the Internal Revenue Service (“IRS”) disagrees with the Fund’s position as to the applicability of this non-recognition rule to the Fund’s disposition of FLEX Options and subsequent acquisition of other FLEX Options in close connection with the Roll Date, the Fund could be treated as having recognized additional gains from such in-kind distributions of FLEX Options. In such a case, the Fund may not have distributed sufficient income or gains to avoid incurring entity level tax and could potentially fail to qualify as a RIC for being under distributed during the year. The Fund may be able to rectify a failure to meet the distribution requirements for a year by paying “deficiency dividends” to shareholders in a later year, which may be included in the Fund’s deduction for dividends paid for the earlier year. In this case, the Fund may be able to avoid losing the Fund’s qualification for taxation as a RIC or being taxed on amounts distributed as deficiency dividends. However, the Fund will be required to pay interest and a penalty based on the amount of any deduction taken for deficiency dividends. If, in any year, the Fund fails to qualify as a RIC, the Fund itself generally would be subject to U.S. federal income and potentially excise taxation and distributions (including any distributions of net capital gain) received by shareholders generally would be subject to further U.S. federal income taxation, although corporate shareholders could be eligible for the dividends received deduction (subject to certain limitations) and individuals may be able to benefit from the lower tax rates available to qualified dividend income. Accordingly, disqualification as a RIC would have a significant adverse effect on the value of shares of the Fund.
- **U.S. Treasury Obligations Risk.** U.S. Treasury obligations may differ from other fixed income securities in their interest rates, maturities, times of issuance and other characteristics. Similar to other issuers, changes to the financial condition or credit rating of the U.S. government may cause the value of the Fund’s U.S. Treasury obligations to decline.

Performance

The Fund acquired all of the assets and liabilities of the TrueShares Structured Outcome (October) ETF, a series of Listed Funds Trust (the “Predecessor Fund”), in a tax-free reorganization on August 8, 2025. In connection with this acquisition, shares of the Predecessor Fund were exchanged for shares of the Fund. The Predecessor Fund had an investment objective and strategies that were, in all material respects, the same as those of the Fund, and was managed in a manner that, in all material respects, complied with the investment guidelines and restrictions of the Fund. The Fund is a continuation of the Predecessor Fund, and therefore, the performance information includes the performance of the Predecessor Fund.

The performance information presented below provides some indication of the risks of investing in the Fund by showing the extent to which the Predecessor Fund’s performance can change from year to year and over time. The bar chart below shows the Predecessor Fund’s performance for calendar years ended December 31. The table illustrates how the Fund’s average annual returns for the 1 year and since inception periods compare with those of the S&P 500 Total Return Index, a broad measure of market performance, and the S&P 500 Price Index, which is integral to the Fund’s investment strategy and is comprised of the same components as the S&P 500 Total Return Index but does not include dividends in its calculation. The Predecessor Fund’s past performance, before and after taxes, does not necessarily indicate how it will perform in the future.

Effective May 1, 2024, the Adviser began managing the Predecessor Fund directly. Prior to May 1, 2024, the Predecessor Fund was managed on a day-to-day basis by an investment sub-adviser. The Predecessor Fund’s performance for periods prior to May 1, 2024 may have differed had the Predecessor Fund been managed directly by the Adviser. Updated performance information is available on the Fund’s website at www.true-shares.com.



The calendar year-to-date total return of the Predecessor Fund as of June 30, 2025 was 4.28%. During the period of time shown in the bar chart, the highest quarterly return was 8.44% for the quarter ended December 31, 2023, and the lowest quarterly return was -10.13% for the quarter ended June 30, 2022.

**Average Annual Total Returns
(for the Periods Ended December 31, 2024)**

	One Year	Since Inception (9/30/2020)
TrueShares Structured Outcome (October) ETF		
Return Before Taxes	18.99%	12.55%
Return After Taxes on Distributions	18.39%	12.00%
Return After Taxes on Distributions and Sale of Fund Shares	11.25%	9.69%
S&P 500 Price Index¹ (reflects no deductions for fees, expenses, or taxes)	23.31%	14.05%
S&P 500 Total Return Index (reflects no deductions for fees, expenses, or taxes)	25.02%	15.80%

¹ Unlike the S&P 500 Total Return Index, the S&P 500 Price Index excludes dividends. The returns of the S&P 500 Price Index are lower than the S&P 500 Total Return Index due to such exclusion of dividends.

After-tax returns are calculated using the historical highest individual federal marginal income tax rates during the period covered by the table above and do not reflect the impact of state and local taxes. Actual after-tax returns depend on an investor’s tax situation and may differ from those shown. After-tax returns shown are not relevant to investors who hold their Shares through tax-deferred arrangements such as an individual retirement account (“IRA”) or other tax-advantaged accounts. In certain cases, the figure representing “Return After Taxes on Distributions and Sale of Shares” may be higher than the other return figures for the same period. A higher after-tax return results when a capital loss occurs upon redemption and provides an assumed tax deduction that benefits the investor.

Management

Adviser: TrueMark Investments, LLC

Portfolio Manager: Jeffrey Feldman has been portfolio manager of the Fund since 2024.

Purchase and Sale of Shares

Shares are listed on the Exchange, and individual Shares may only be bought and sold in the secondary market through brokers at market prices, rather than NAV. Because Shares trade at market prices rather than NAV, Shares may trade at a price greater than NAV (premium) or less than NAV (discount).

The Fund issues and redeems Shares at NAV only in large blocks known as “Creation Units,” which only APs (typically, broker-dealers) may purchase or redeem. The Fund generally issues and redeems Creation Units in exchange for a portfolio of securities and/or a designated amount of U.S. cash.

Investors may incur costs attributable to the difference between the highest price a buyer is willing to pay to purchase Shares (bid) and the lowest price a seller is willing to accept for Shares (ask) when buying or selling Shares in the secondary market (the “bid-ask spread”). Recent information about the Fund, including its NAV, market price, premiums and discounts, and bid-ask spreads is available on the Fund’s website at www.True-Shares.com.

Tax Information

Fund distributions are generally taxable as ordinary income or capital gains (or a combination), unless your investment is in an IRA or other tax-advantaged account. Distributions on investments made through tax-deferred arrangements may be taxed later upon withdrawal of assets from those accounts.

Financial Intermediary Compensation

If you purchase Shares through a broker-dealer or other financial intermediary (such as a bank) (an “Intermediary”), the adviser or its affiliates may pay Intermediaries for certain activities related to the Fund, including participation in activities that are designed to make Intermediaries more knowledgeable about exchange traded products, including the Fund, or for other activities, such as marketing, educational training or other initiatives related to the sale or promotion of Shares. These payments may create a conflict of interest by influencing the Intermediary and your salesperson to recommend the Fund over another investment. Any such arrangements do not result in increased Fund expenses. Ask your salesperson or visit the Intermediary’s website for more information.

FUND SUMMARY—TRUESHARES STRUCTURED OUTCOME (NOVEMBER) ETF

Investment Objective

The TrueShares Structured Outcome (November) ETF (the “November ETF” or the “Fund”) seeks to provide investors with returns (before fees and expenses) that track those of the S&P 500 Price Return Index (the “S&P 500 Price Index”) while seeking to provide a buffer against the first 8% to 12% of S&P 500 Price Index losses, over a twelve-month period. The current twelve-month period extends from November 1, 2024 to October 31, 2025, and each subsequent twelve-month period begins the day after the current period ends (November 1) and ends on October 31 of the following year.

Fees and Expenses of the Fund

(1) The following table describes the fees and expenses you may pay if you buy, hold, and sell shares of the Fund (“Shares”). **You may pay other fees, such as brokerage commissions and other fees to financial intermediaries, which are not reflected in the table and Example below.**

Shareholder Fees <i>(fees paid directly from your investment)</i>	None
Annual Fund Operating Expenses <i>(expenses that you pay each year as a percentage of the value of your investment)</i>	
<i>(expenses that you pay each year as a percentage of the value of your investment)</i>	
Management Fees	0.79%
Distribution and/or Service (12b-1) Fees	0.00%
Other Expenses	0.00%
Total Annual Fund Operating Expenses	0.79%

Expense Example

This Example is intended to help you compare the cost of investing in the Fund with the cost of investing in other funds. The Example assumes that you invest \$10,000 in the Fund for the time periods indicated and then redeem all of your Shares at the end of those periods. The Example also assumes that your investment has a 5% return each year and that the Fund’s operating expenses remain the same. The Example does not take into account brokerage commissions that you may pay on your purchases and sales of Shares. Although your actual costs may be higher or lower, based on these assumptions your costs would be:

1 Year	3 Years	5 Years	10 Years
\$81	\$252	\$439	\$978

Portfolio Turnover

The Fund pays transaction costs, such as commissions, when it buys and sells securities (or “turns over” its portfolio). A higher portfolio turnover rate may indicate higher transaction costs and may result in higher taxes when Shares are held in a taxable account. These costs, which are not reflected in the Total Annual Fund Operating Expenses or in the Example, affect the Fund’s performance. This rate excludes the value of portfolio securities whose maturities or expiration dates at the time of acquisition were one year or less. For the fiscal year ended December 31, 2024, the Predecessor Fund’s (defined below) portfolio turnover rate was 0% of the average value of its portfolio.

Principal Investment Strategies of the Fund

TrueShares Structured Outcome (November) ETF

The Fund is an actively managed exchange-traded fund (“ETF”) that seeks to achieve its investment objective by investing substantially all of its assets in options on the S&P 500 Price Index. The Fund’s investment adviser, TrueMark Investments, LLC (“TrueMark” or the “Adviser”), will employ a “buffer protect” options strategy that uses such options to seek to achieve exposure to the performance of the S&P 500 Price Index (before fees and expenses) while mitigating the first 8% to 12% decline (before fees and expenses) in the performance of the S&P 500 Price Index (the “Buffer”) over a 12-month period beginning on a specified day each November (each, a “Roll Date”). The period from one Roll Date to the next Roll Date is referred to as the “Investment Period,” and the first day of the Investment Period is referred to as the “Initial Investment Day.”

The Fund will purchase call options and sell (write) put options on the S&P 500 Price Index or an ETF that seeks to track the performance of the S&P 500 Price Index (each, a “S&P 500 Price Index ETF”) on each Initial Investment Day with an expiration on the next Roll Date. An option gives the purchaser of the option the right to purchase (for a call option) or sell (for a put option) the reference asset (or deliver cash equal to the value of the reference asset) at a specified price (“strike price”). In the event the reference asset declines in value, the value of a put option generally will increase and the value of a call option generally will decrease and may become worthless. In the event the reference asset appreciates in value, the value of a put option generally will decrease and become worthless and the value of a call option generally will increase.

On each Initial Investment Day, the Fund will sell (write) put options on the S&P 500 Price Index or an ETF that tracks the S&P 500 Price Index with a strike price within a range of approximately 8% to 12% lower than the current value of the S&P 500 Price Index or a S&P 500 Price Index ETF. As the seller of these options, the Fund receives a premium from the buyer of the options, which the Fund invests in at-the-money call options on the S&P 500 Price Index or a S&P 500 Price Index ETF (*i.e.*, call options having a strike price roughly equal to the current value of the S&P 500 Price Index or a S&P 500 Price Index ETF). The relative price of the put options sold (written) by the Fund to the price of the call options purchased by the Fund will determine the Fund's exposure to the performance of the S&P 500 Price Index during the Investment Period. **Due to the cost of the options used by the Fund, the correlation of the Fund's performance to that of the S&P 500 Price Index is expected to be less than if the Fund invested directly in the constituents of the S&P 500 Price Index (*i.e.*, without using options), and could be substantially less.** This means that if the S&P 500 Price Index experiences gains for an Investment Period, the Fund may not realize gains to the same extent.

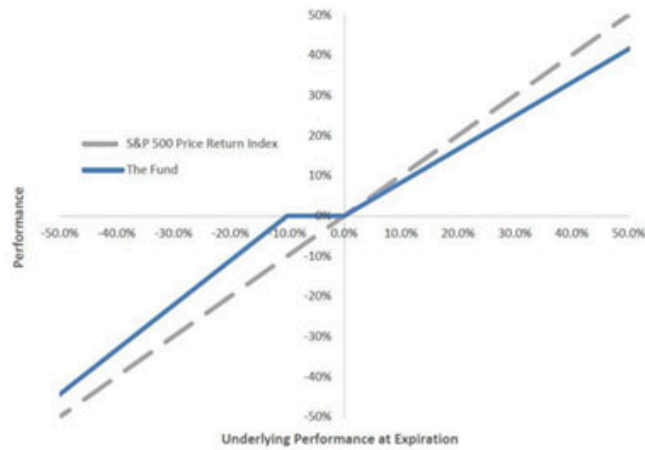
The Fund's strategy also seeks to protect investors from a decline of up to 8% to 12% in the performance of the S&P 500 Price Index from one Roll Date to the next Roll Date. When the Adviser sells puts on the S&P 500 Price Index to create the buffer range, the proceeds are used to purchase calls at the money. However, not all puts generate the same premium relative to the downside exposure of the Fund. The Adviser will seek to deliver a buffer of 10% from the reference price of the S&P 500 Price Index on the first trading day of the month. However, the market could fluctuate on or after the buffer is set and this range allows for market condition volatility. **The Fund is not designed to protect against declines of more than 8% to 12% in the performance of the S&P 500 Price Index, and there can be no guarantee that the Fund will be successful in implementing the buffer protect options strategy to protect against the first 8% to 12% decline.** Additionally, even if the Fund mitigates a decline in the performance of the S&P 500 Price Index from one Roll Date to the next Roll Date, the Fund's returns during the Investment Period (prior to the next Roll Date) may not reflect the buffer protect options strategy.

The Fund will invest in either standardized exchange-listed options or in exchange-traded FLEXible EXchange Options ("FLEX Options"). FLEX Options are customized exchange-traded option contracts available through the Chicago Board Option Exchange ("Cboe") that are guaranteed for settlement by The Options Clearing Corporation ("OCC"). FLEX Options provide investors with the ability to customize exercise prices, exercise styles, and expiration dates, while achieving price discovery in competitive, transparent, auction markets and avoiding the counterparty exposure of over-the-counter ("OTC") options positions. The Fund will invest in European-style FLEX Options (*i.e.*, they can only be exercised at the expiration date of the option) based on the performance of the S&P 500 Price Index or a S&P 500 Price Index ETF and which have an expiration date that is the last day of the Investment Period only. In general, the Fund intends to invest to the greatest extent possible in FLEX Options, as these options provide the best combination of OCC guarantees, price discovery, customization, and European-style settlement that is ideal for the Fund. However, the Fund may use listed options to provide an additional source of desired market exposure when the Adviser believes doing so will be beneficial to the Fund. The Fund also expects to invest in U.S. Treasury bonds or money market funds that invest in U.S. Treasury bonds.

The Fund is designed to provide the outcomes below (before fees and expenses) during each individual Investment Period. The outcomes would be lower if the fees and expenses were included.

Change in the Returns of the S&P 500 Price Index	Expected Change in the Returns of the Fund
Declines between -8% and -12% (or more)	Declines 8% to 12% percentage points less than the S&P 500 Price Index (e.g., if the S&P 500 Price Index returns -35%, the Fund is designed to return -23% to -27%)
Declines between 0% and -8%	No change
Appreciates	The Fund's returns will appreciate to a similar extent as the S&P 500 Price Index

The charts below illustrate the hypothetical returns that the Fund seeks to provide in certain illustrative scenarios for a shareholder that purchases Shares on the Initial Investment Day and holds such Shares for the entire Investment Period. These charts do not take into account payment by the Fund of Total Annual Fund Operating Expenses and assume a buffer of 10%. **There is no guarantee that the Fund will be successful in providing these investment outcomes for any Investment Period.**



The Fund includes a mix of purchased and written (sold) put and call options structured to seek to achieve the results described above. The Fund is designed to seek to achieve the results described above for investments made on the Initial Investment Day and held until the last day of the Investment Period. **Investments made on any day other than the Initial Investment Day may differ significantly, positively or negatively, from the results described above.** The Fund’s website, www.true-shares.com, contains information about the Fund’s holdings, and the performance of the S&P 500 Price Index as of the Initial Investment Day and the prior business day to assist an investor in understanding the range of results such investor can expect for investments made at times other than on the Initial Investment Day.

Additionally, the Fund’s website provides information relating to the returns of the Fund, including the Fund’s Buffer and its position relative to the performance of the S&P 500 Price Index on a daily basis.

The Fund’s operations are intended to be continuous. It will not terminate and distribute its assets at the conclusion of an Investment Period. On each Roll Date, another Investment Period will commence and the Fund will invest in a new set of options.

Principal Risks of Investing in the Fund

The principal risks of investing in the Fund are summarized below. The principal risks are presented in alphabetical order to facilitate finding particular risks and comparing them with the risks of other funds. Each risk summarized below is considered a “principal risk” of investing in the Fund, regardless of the order in which it appears. As with any investment, there is a risk that you could lose all or a portion of your investment in the Fund. Some or all of these risks may adversely affect the Fund’s net asset value per share (“NAV”), trading price, yield, total return and/or ability to meet its objective. For more information about the risks of investing in the Fund, see the section in the Fund’s Prospectus titled “Additional Information About the Fund.”

- **Buffered Strategy Investment Risk.**

- *Buffered Loss Risk.* There can be no guarantee that the Fund will be successful in its strategy to provide buffer protection against S&P 500 Price Index losses if the S&P 500 Price Index decreases over the Investment Period by 8% or less. A shareholder may lose their entire investment. The Fund’s strategy seeks to deliver returns that match the S&P 500 Price Index (but will be less than the S&P 500 Price Index due to the cost of the options used by the Fund), while limiting downside losses, if Shares are bought on the day on which the Fund enters into the options and held until those options expire at the end of each Investment Period. In the event an investor purchases Shares after the date on which the options were entered into or sells Shares prior to the expiration of the options, the buffer that the Fund seeks to provide may not be available. The Fund does not provide principal protection and an investor may experience significant losses on its investment, including the loss of its entire investment.

- *Flex Options Risk.* The Fund may invest in FLEX Options issued and guaranteed for settlement by the OCC. The Fund bears the risk that the OCC will be unable or unwilling to perform its obligations under the FLEX Options contracts. Additionally, FLEX Options may be illiquid, and in such cases, the Fund may have difficulty closing out certain FLEX Options positions at desired times and prices.
- *Options Risk.* The Fund invests in options that derive their performance from the performance of the S&P 500 Price Index. Writing and buying options are speculative activities and entail investment exposures that are greater than their cost would suggest, meaning that a small investment in an option could have a substantial impact on the performance of the Fund. The Fund's use of call and put options can lead to losses because of adverse movements in the price or value of the underlying stock, index, or other asset, which may be magnified by certain features of the options. These risks are heightened when the Fund's portfolio manager uses options to enhance the Fund's return or as a substitute for a position or security. When selling a call or put option, the Fund will receive a premium; however, this premium may not be enough to offset a loss incurred by the Fund if the price of the underlying asset is above or below, respectively, the strike price by an amount equal to or greater than the premium. The value of an option may be adversely affected if the market for the option becomes less liquid or smaller, and will be affected by changes in the value or yield of the option's underlying asset, an increase in interest rates, a change in the actual or perceived volatility of the stock market or the underlying asset and the remaining time to expiration. Additionally, the value of an option does not increase or decrease at the same rate as the underlying asset(s). The Fund's use of options, due to the cost of the options, will reduce the Fund's ability to get returns equal to the S&P 500 Price Index. This means that if the S&P 500 Price Index experiences gains for an Investment Period, the Fund will not benefit to the same extent from those gains. In addition, if the price of the underlying asset of an option is above the strike price of a written call option or below the strike price for a written put option, the value of the option, and consequently of the Fund, may decline significantly more than if the Fund invested directly in the underlying asset instead of using options. The Fund invests in options that derive their performance from the performance of the S&P 500 Price Index and can be volatile and involve various types and degrees of risks. The Fund could experience a loss if its options do not perform as anticipated, or are not correlated with the performance of their underlying stock or if the Fund is unable to purchase or liquidate a position because of an illiquid secondary market.
- *Purchase and Sale of Timing Risk.* The Fund is designed to protect against the first 8% to 12% decline in the value of the S&P 500 Price Index and provide for participation in any gains, although not to the same extent, as the value of the S&P 500 Price Index, for a 12-month period from one Roll Date to the next Roll Date. Because the options purchased and written by the Fund will expire on the next Roll Date, if you purchase or sell Shares on a date other than a Roll Date or if you hold Shares for more or less than the time from the most recent Roll Date to the next Roll Date, the value of your investment in Shares may not be protected against the first 8% to 12% decline in the value of the S&P 500 Price Index and may not participate in a gain in the value of the S&P 500 Price Index for your investment period. The value of the options purchased and written by the Fund is dependent on, among other factors, the value, implied volatility, and implied dividend rate of the S&P 500 Price Index and interest rates, any or all of which may vary, sometimes significantly, during the period from the most recent Roll Date to the next Roll Date. Consequently, the value of the Fund may not directly track changes in the value of the S&P 500 Price Index in between Roll Dates.
- **Cybersecurity Risk.** Cybersecurity incidents may allow an unauthorized party to gain access to Fund assets or proprietary information, or cause the Fund, the Adviser and/or other service providers (including custodians and financial intermediaries) to suffer data breaches or data corruption. Additionally, cybersecurity failures or breaches of the electronic systems of the Fund, the Adviser or the Fund's other service providers, market makers, Authorized Participants ("APs"), the Fund's primary listing exchange, or the issuers of securities in which the Fund invests have the ability to disrupt and negatively affect the Fund's business operations, including the ability to purchase and sell Shares, potentially resulting in financial losses to the Fund and its shareholders.
- **Equity Market Risk.** The Fund invests in options that derive their performance from the S&P 500 Price Index, which is made up of common stocks. Common stocks are susceptible to general stock market fluctuations and to volatile increases and decreases in value as market confidence in and perceptions of their issuers change. These investor perceptions are based on various and unpredictable factors including: expectations regarding government, economic, monetary and fiscal policies; inflation and interest rates; economic expansion or contraction; and global or regional political, economic and banking crises.
- **ETF Risks.** The Fund is an ETF, and, as a result of an ETF's structure, it is exposed to the following risks:
 - *Authorized Participants, Market Makers, and Liquidity Providers Concentration Risk.* The Fund has a limited number of financial institutions that may act as APs. In addition, there may be a limited number of market makers and/or liquidity providers in the marketplace. Shares may trade at a material discount to NAV and possibly face delisting if either: (i) APs exit the business or otherwise become unable to process creation and/or redemption orders and no other APs step forward to perform these services, or (ii) market makers and/or liquidity providers exit the business or significantly reduce their business activities and no other entities step forward to perform their functions.

- *Costs of Buying or Selling Shares.* Due to the costs of buying or selling Shares, including brokerage commissions imposed by brokers and bid-ask spreads, frequent trading of Shares may significantly reduce investment results and an investment in Shares may not be advisable for investors who anticipate regularly making small investments.
- *Shares May Trade at Prices Other Than NAV.* As with all ETFs, Shares may be bought and sold in the secondary market at market prices. Although it is expected that the market price of Shares will approximate the Fund's NAV, there may be times when the market price of Shares is more than the NAV intra-day (premium) or less than the NAV intra-day (discount) due to supply and demand of Shares or during periods of market volatility. This risk is heightened in times of market volatility, periods of steep market declines, and periods when there is limited trading activity for Shares in the secondary market, in which case such premiums or discounts may be significant.
- *Trading Risk.* Although Shares are listed for trading on the Cboe BZX Exchange, Inc. (the "Exchange") and may be traded on U.S. exchanges other than the Exchange, there can be no assurance that Shares will trade with any volume, or at all, on any stock exchange. In stressed market conditions, the liquidity of Shares may begin to mirror the liquidity of the Fund's underlying portfolio holdings, which can be significantly less liquid than the Shares.
- **Management Risk.** The Fund is actively managed and may not meet its investment objective based on the Adviser's success or failure to implement investment strategies for the Fund.
- **Market Risk.** The trading prices of securities and other instruments fluctuate in response to a variety of factors. These factors include events impacting the entire market or specific market segments, such as political, market and economic developments, as well as events that impact specific issuers. The Fund's NAV and market price, like security and commodity prices generally, may fluctuate significantly in response to these and other factors. As a result, an investor could lose money over short or long periods of time. U.S. and international markets have experienced significant periods of volatility in recent years due to a number of these factors, including the impact of the COVID-19 pandemic and related public health issues, growth concerns in the U.S. and overseas, uncertainties regarding interest rates, trade tensions, and the threat of and/or actual imposition of tariffs by the U.S. and other countries. In addition, local, regional or global events such as war, including Russia's invasion of Ukraine, acts of terrorism, recessions, rising inflation, or other events could have a significant negative impact on the Fund and its investments. These developments as well as other events could result in further market volatility and negatively affect financial asset prices, the liquidity of certain securities and the normal operations of securities exchanges and other markets.
- **Money Market Instrument Risk.** The Fund may use a variety of money market instruments for cash management purposes, including money market funds, depository accounts and repurchase agreements. Money market funds may be subject to credit risk with respect to the debt instruments in which they invest. Depository accounts may be subject to credit risk with respect to the financial institution in which the depository account is held. Money market instruments may lose money.
- **Options Tax Risk.** The Fund's investments in offsetting positions with respect to the S&P 500 Price Index may be considered "straddles" for U.S. federal income tax purposes. If positions held by the Fund were treated as "straddles" for federal income tax purposes, or the Fund's risk of loss with respect to a position was otherwise diminished as set forth in Treasury regulations, dividends on stocks that are a part of such positions would not constitute qualified dividend income subject to such favorable income tax treatment. In addition, generally, straddles are subject to certain rules that may affect the amount, character and timing of the Fund's gains and losses with respect to straddle positions.
- **Portfolio Turnover Risk.** Because the Fund may "turn over" some or all of its portfolio frequently, the Fund may incur high levels of transaction costs from commissions or mark-ups in the bid/offer spread. Higher portfolio turnover (*e.g.*, in excess of 100% per year) may result in the Fund paying higher levels of transaction costs and generating greater tax liabilities for shareholders.
- **Tax Efficiency Risk.** A significant portion of income received from the Fund may be subject to tax at effective tax rates that are higher than the rates that would apply if the Fund were to engage in a different investment strategy. Additionally, the Fund's investment strategy may require it to effect redemptions, in whole or in part, for cash. As a result, the Fund may be required to sell portfolio securities to obtain the cash needed to distribute redemption proceeds. Further, to the extent the Fund is able to use certain of its derivatives to effect in-kind redemptions of the Fund's Shares, such usage may give rise to a taxable event for the Fund. In both cases, the Fund may be required to recognize investment income and/or capital gains or losses that it might not have recognized if it had completely satisfied the redemption in-kind. As a result, the Fund may be less tax efficient if it includes such a cash payment than if the in-kind redemption process was used exclusively. In addition, cash redemptions may incur higher brokerage costs than in-kind redemptions and these added costs may be borne by the Fund and negatively impact Fund performance. You should consult your tax advisor as to the tax consequences of purchasing, owning, and selling Shares.

- Tax Risk.** The Fund intends to qualify as a regulated investment company (“RIC”) under the Internal Revenue Code of 1986, as amended (the “Code”), which requires the Fund to distribute a certain portion of its income and gains each tax year, among other requirements. Similar to other ETFs and pursuant to the Code, when the Fund disposes of appreciated property by distributing such appreciated property in-kind pursuant to a redemption request, the Fund does not expect to recognize any built-in gain in such appreciated property. If the Internal Revenue Service (“IRS”) disagrees with the Fund’s position as to the applicability of this non-recognition rule to the Fund’s disposition of FLEX Options and subsequent acquisition of other FLEX Options in close connection with the Roll Date, the Fund could be treated as having recognized additional gains from such in-kind distributions of FLEX Options. In such a case, the Fund may not have distributed sufficient income or gains to avoid incurring entity level tax and could potentially fail to qualify as a RIC for being under distributed during the year. The Fund may be able to rectify a failure to meet the distribution requirements for a year by paying “deficiency dividends” to shareholders in a later year, which may be included in the Fund’s deduction for dividends paid for the earlier year. In this case, the Fund may be able to avoid losing the Fund’s qualification for taxation as a RIC or being taxed on amounts distributed as deficiency dividends. However, the Fund will be required to pay interest and a penalty based on the amount of any deduction taken for deficiency dividends. If, in any year, the Fund fails to qualify as a RIC, the Fund itself generally would be subject to U.S. federal income and potentially excise taxation and distributions (including any distributions of net capital gain) received by shareholders generally would be subject to further U.S. federal income taxation, although corporate shareholders could be eligible for the dividends received deduction (subject to certain limitations) and individuals may be able to benefit from the lower tax rates available to qualified dividend income. Accordingly, disqualification as a RIC would have a significant adverse effect on the value of shares of the Fund.
- U.S. Treasury Obligations Risk.** U.S. Treasury obligations may differ from other fixed income securities in their interest rates, maturities, times of issuance and other characteristics. Similar to other issuers, changes to the financial condition or credit rating of the U.S. government may cause the value of the Fund’s U.S. Treasury obligations to decline.

Performance

The Fund acquired all of the assets and liabilities of the TrueShares Structured Outcome (November) ETF, a series of Listed Funds Trust (the “Predecessor Fund”), in a tax-free reorganization on August 8, 2025. In connection with this acquisition, shares of the Predecessor Fund were exchanged for shares of the Fund. The Predecessor Fund had an investment objective and strategies that were, in all material respects, the same as those of the Fund, and was managed in a manner that, in all material respects, complied with the investment guidelines and restrictions of the Fund. The Fund is a continuation of the Predecessor Fund, and therefore, the performance information includes the performance of the Predecessor Fund.

The performance information presented below provides some indication of the risks of investing in the Fund by showing the extent to which the Predecessor Fund’s performance can change from year to year and over time. The bar chart below shows the Predecessor Fund’s performance for calendar years ended December 31. The table illustrates how the Fund’s average annual returns for the 1 year and since inception periods compare with those of the S&P 500 Total Return Index, a broad measure of market performance, and the S&P 500 Price Index, which is integral to the Fund’s investment strategy and is comprised of the same components as the S&P 500 Total Return Index but does not include dividends in its calculation. The Predecessor Fund’s past performance, before and after taxes, does not necessarily indicate how it will perform in the future.

Effective May 1, 2024, the Adviser began managing the Predecessor Fund directly. Prior to May 1, 2024, the Predecessor Fund was managed on a day-to-day basis by an investment sub-adviser. The Predecessor Fund’s performance for periods prior to May 1, 2024 may have differed had the Predecessor Fund been managed directly by the Adviser. Updated performance information is available on the Fund’s website at www.true-shares.com.



The calendar year-to-date total return of the Predecessor Fund as of June 30, 2025 was 4.33%. During the period of time shown in the bar chart, the highest quarterly return was 8.64% for the quarter ended December 31, 2023, and the lowest quarterly return was -10.19% for the quarter ended June 30, 2022.

**Average Annual Total Returns
(for the Periods Ended December 31, 2024)**

TrueShares Structured Outcome (November) ETF	One Year	Since Inception (10/30/2020)
Return Before Taxes	19.19%	13.69%
Return After Taxes on Distributions	17.82%	13.05%
Return After Taxes on Distributions and Sale of Fund Shares	11.37%	10.59%
S&P 500 Price Index¹ (reflects no deductions for fees, expenses, or taxes)	23.31%	15.12%
S&P 500 Total Return Index (reflects no deductions for fees, expenses, or taxes)	25.02%	16.89%

¹ Unlike the S&P 500 Total Return Index, the S&P 500 Price Index excludes dividends. The returns of the S&P 500 Price Index are lower than the S&P 500 Total Return Index due to such exclusion of dividends.

After-tax returns are calculated using the historical highest individual federal marginal income tax rates during the period covered by the table above and do not reflect the impact of state and local taxes. Actual after-tax returns depend on an investor's tax situation and may differ from those shown. After-tax returns shown are not relevant to investors who hold their Shares through tax-deferred arrangements such as an individual retirement account ("IRA") or other tax-advantaged accounts. In certain cases, the figure representing "Return After Taxes on Distributions and Sale of Shares" may be higher than the other return figures for the same period. A higher after-tax return results when a capital loss occurs upon redemption and provides an assumed tax deduction that benefits the investor.

Management

Adviser: TrueMark Investments, LLC

Portfolio Manager: Jeffrey Feldman has been portfolio manager of the Fund since 2024.

Purchase and Sale of Shares

Shares are listed on the Exchange, and individual Shares may only be bought and sold in the secondary market through brokers at market prices, rather than NAV. Because Shares trade at market prices rather than NAV, Shares may trade at a price greater than NAV (premium) or less than NAV (discount).

The Fund issues and redeems Shares at NAV only in large blocks known as "Creation Units," which only APs (typically, broker-dealers) may purchase or redeem. The Fund generally issues and redeems Creation Units in exchange for a portfolio of securities and/or a designated amount of U.S. cash.

Investors may incur costs attributable to the difference between the highest price a buyer is willing to pay to purchase Shares (bid) and the lowest price a seller is willing to accept for Shares (ask) when buying or selling Shares in the secondary market (the "bid-ask spread"). Recent information about the Fund, including its NAV, market price, premiums and discounts, and bid-ask spreads is available on the Fund's website at www.True-Shares.com.

Tax Information

Fund distributions are generally taxable as ordinary income or capital gains (or a combination), unless your investment is in an IRA or other tax-advantaged account. Distributions on investments made through tax-deferred arrangements may be taxed later upon withdrawal of assets from those accounts.

Financial Intermediary Compensation

If you purchase Shares through a broker-dealer or other financial intermediary (such as a bank) (an "Intermediary"), the adviser or its affiliates may pay Intermediaries for certain activities related to the Fund, including participation in activities that are designed to make Intermediaries more knowledgeable about exchange traded products, including the Fund, or for other activities, such as marketing, educational training or other initiatives related to the sale or promotion of Shares. These payments may create a conflict of interest by influencing the Intermediary and your salesperson to recommend the Fund over another investment. Any such arrangements do not result in increased Fund expenses. Ask your salesperson or visit the Intermediary's website for more information.

FUND SUMMARY—TRUESHARES STRUCTURED OUTCOME (DECEMBER) ETF

Investment Objective

The TrueShares Structured Outcome (December) ETF (the “December ETF” or the “Fund”) seeks to provide investors with returns (before fees and expenses) that track those of the S&P 500 Price Return Index (the “S&P 500 Price Index”) while seeking to provide a buffer against the first 8% to 12% of S&P 500 Price Index losses, over a twelve-month period. The current twelve-month period extends from December 1, 2024 to November 30, 2025, and each subsequent twelve-month period begins the day after the current period ends (December 1) and ends on November 30 of the following year.

Fees and Expenses of the Fund

(1) The following table describes the fees and expenses you may pay if you buy, hold, and sell shares of the Fund (“Shares”). **You may pay other fees, such as brokerage commissions and other fees to financial intermediaries, which are not reflected in the table and Example below.**

Shareholder Fees (<i>fees paid directly from your investment</i>)	None
Annual Fund Operating Expenses (<i>expenses that you pay each year as a percentage of the value of your investment</i>) (expenses that you pay each year as a percentage of the value of your investment)	
Management Fees	0.79%
Distribution and/or Service (12b-1) Fees	0.00%
Other Expenses	0.00%
Total Annual Fund Operating Expenses	<u>0.79%</u>

Expense Example

This Example is intended to help you compare the cost of investing in the Fund with the cost of investing in other funds. The Example assumes that you invest \$10,000 in the Fund for the time periods indicated and then redeem all of your Shares at the end of those periods. The Example also assumes that your investment has a 5% return each year and that the Fund’s operating expenses remain the same. The Example does not take into account brokerage commissions that you may pay on your purchases and sales of Shares. Although your actual costs may be higher or lower, based on these assumptions your costs would be:

1 Year	3 Years	5 Years	10 Years
\$81	\$252	\$439	\$978

Portfolio Turnover

The Fund pays transaction costs, such as commissions, when it buys and sells securities (or “turns over” its portfolio). A higher portfolio turnover rate may indicate higher transaction costs and may result in higher taxes when Shares are held in a taxable account. These costs, which are not reflected in the Total Annual Fund Operating Expenses or in the Example, affect the Fund’s performance. This rate excludes the value of portfolio securities whose maturities or expiration dates at the time of acquisition were one year or less. For the fiscal year ended December 31, 2024, the Predecessor Fund’s (defined below) portfolio turnover rate was 0% of the average value of its portfolio.

Principal Investment Strategies of the Fund

TrueShares Structured Outcome (December) ETF

The Fund is an actively managed exchange-traded fund (“ETF”) that seeks to achieve its investment objective by investing substantially all of its assets in options on the S&P 500 Price Index. The Fund’s investment adviser, TrueMark Investments, LLC (“TrueMark” or the “Adviser”), will employ a “buffer protect” options strategy that uses such options to seek to achieve exposure to the performance of the S&P 500 Price Index (before fees and expenses) while mitigating the first 8% to 12% decline (before fees and expenses) in the performance of the S&P 500 Price Index (the “Buffer”) over a 12-month period beginning on a specified day each December (each, a “Roll Date”). The period from one Roll Date to the next Roll Date is referred to as the “Investment Period,” and the first day of the Investment Period is referred to as the “Initial Investment Day.”

The Fund will purchase call options and sell (write) put options on the S&P 500 Price Index or an ETF that seeks to track the performance of the S&P 500 Price Index (each, a “S&P 500 Price Index ETF”) on each Initial Investment Day with an expiration on the next Roll Date. An option gives the purchaser of the option the right to purchase (for a call option) or sell (for a put option) the reference asset (or deliver cash equal to the value of the reference asset) at a specified price (“strike price”). In the event the reference asset declines in value, the value of a put option generally will increase and the value of a call option generally will decrease and may become worthless. In the event the reference asset appreciates in value, the value of a put option generally will decrease and become worthless and the value of a call option generally will increase.

On each Initial Investment Day, the Fund will sell (write) put options on the S&P 500 Price Index or an ETF that tracks the S&P 500 Price Index with a strike price within a range of approximately 8% to 12% lower than the current value of the S&P 500 Price Index or a S&P 500 Price Index ETF. As the seller of these options, the Fund receives a premium from the buyer of the options, which the Fund invests in at-the-money call options on the S&P 500 Price Index or a S&P 500 Price Index ETF (*i.e.*, call options having a strike price roughly equal to the current value of the S&P 500 Price Index or a S&P 500 Price Index ETF). The relative price of the put options sold (written) by the Fund to the price of the call options purchased by the Fund will determine the Fund's exposure to the performance of the S&P 500 Price Index during the Investment Period. **Due to the cost of the options used by the Fund, the correlation of the Fund's performance to that of the S&P 500 Price Index is expected to be less than if the Fund invested directly in the constituents of the S&P 500 Price Index (*i.e.*, without using options), and could be substantially less.** This means that if the S&P 500 Price Index experiences gains for an Investment Period, the Fund may not realize gains to the same extent.

The Fund's strategy also seeks to protect investors from a decline of up to 8% to 12% in the performance of the S&P 500 Price Index from one Roll Date to the next Roll Date. When the Adviser sells puts on the S&P 500 Price Index to create the buffer range, the proceeds are used to purchase calls at the money. However, not all puts generate the same premium relative to the downside exposure of the Fund. The Adviser will seek to deliver a buffer of 10% from the reference price of the S&P 500 Price Index on the first trading day of the month. However, the market could fluctuate on or after the buffer is set and this range allows for market condition volatility. **The Fund is not designed to protect against declines of more than 8% to 12% in the performance of the S&P 500 Price Index, and there can be no guarantee that the Fund will be successful in implementing the buffer protect options strategy to protect against the first 8% to 12% decline.** Additionally, even if the Fund mitigates a decline in the performance of the S&P 500 Price Index from one Roll Date to the next Roll Date, the Fund's returns during the Investment Period (prior to the next Roll Date) may not reflect the buffer protect options strategy.

The Fund will invest in either standardized exchange-listed options or in exchange-traded FLEXible EXchange Options ("FLEX Options"). FLEX Options are customized exchange-traded option contracts available through the Chicago Board Option Exchange ("Cboe") that are guaranteed for settlement by The Options Clearing Corporation ("OCC"). FLEX Options provide investors with the ability to customize exercise prices, exercise styles, and expiration dates, while achieving price discovery in competitive, transparent, auction markets and avoiding the counterparty exposure of over-the-counter ("OTC") options positions. The Fund will invest in European-style FLEX Options (*i.e.*, they can only be exercised at the expiration date of the option) based on the performance of the S&P 500 Price Index or a S&P 500 Price Index ETF and which have an expiration date that is the last day of the Investment Period only. In general, the Fund intends to invest to the greatest extent possible in FLEX Options, as these options provide the best combination of OCC guarantees, price discovery, customization, and European-style settlement that is ideal for the Fund. However, the Fund may use listed options to provide an additional source of desired market exposure when the Adviser believes doing so will be beneficial to the Fund. The Fund also expects to invest in U.S. Treasury bonds or money market funds that invest in U.S. Treasury bonds.

The Fund is designed to provide the outcomes below (before fees and expenses) during each individual Investment Period. The outcomes would be lower if the fees and expenses were included

Change in the Returns of the S&P 500 Price Index	Expected Change in the Returns of the Fund
Declines between -8% and -12% (or more)	Declines 8% to 12% percentage points less than the S&P 500 Price Index (e.g., if the S&P 500 Price Index returns -35%, the Fund is designed to return -23% to -27%)
Declines between 0% and -8%	No change
Appreciates	The Fund's returns will appreciate to a similar extent as the S&P 500 Price Index

The charts below illustrate the hypothetical returns that the Fund seeks to provide in certain illustrative scenarios for a shareholder that purchases Shares on the Initial Investment Day and holds such Shares for the entire Investment Period. These charts do not take into account payment by the Fund of Total Annual Fund Operating Expenses and assume a buffer of 10%. **There is no guarantee that the Fund will be successful in providing these investment outcomes for any Investment Period.**



The Fund includes a mix of purchased and written (sold) put and call options structured to seek to achieve the results described above. The Fund is designed to seek to achieve the results described above for investments made on the Initial Investment Day and held until the last day of the Investment Period. **Investments made on any day other than the Initial Investment Day may differ significantly, positively or negatively, from the results described above.** The Fund’s website, www.true-shares.com, contains information about the Fund’s holdings, and the performance of the S&P 500 Price Index as of the Initial Investment Day and the prior business day to assist an investor in understanding the range of results such investor can expect for investments made at times other than on the Initial Investment Day.

Additionally, the Fund’s website provides information relating to the returns of the Fund, including the Fund’s Buffer and its position relative to the performance of the S&P 500 Price Index on a daily basis.

The Fund’s operations are intended to be continuous. It will not terminate and distribute its assets at the conclusion of an Investment Period. On each Roll Date, another Investment Period will commence and the Fund will invest in a new set of options.

Principal Risks of Investing in the Fund

The principal risks of investing in the Fund are summarized below. The principal risks are presented in alphabetical order to facilitate finding particular risks and comparing them with the risks of other funds. Each risk summarized below is considered a “principal risk” of investing in the Fund, regardless of the order in which it appears. As with any investment, there is a risk that you could lose all or a portion of your investment in the Fund. Some or all of these risks may adversely affect the Fund’s net asset value per share (“NAV”), trading price, yield, total return and/or ability to meet its objective. For more information about the risks of investing in the Fund, see the section in the Fund’s Prospectus titled “Additional Information About the Fund.”

- **Buffered Strategy Investment Risk.**

- *Buffered Loss Risk.* There can be no guarantee that the Fund will be successful in its strategy to provide buffer protection against S&P 500 Price Index losses if the S&P 500 Price Index decreases over the Investment Period by 8% or less. A shareholder may lose their entire investment. The Fund’s strategy seeks to deliver returns that match the S&P 500 Price Index (but will be less than the S&P 500 Price Index due to the cost of the options used by the Fund), while limiting downside losses, if Shares are bought on the day on which the Fund enters into the options and held until those options expire at the end of each Investment Period. In the event an investor purchases Shares after the date on which the options were entered into or sells Shares prior to the expiration of the options, the buffer that the Fund seeks to provide may not be available. The Fund does not provide principal protection and an investor may experience significant losses on its investment, including the loss of its entire investment.

- *Flex Options Risk.* The Fund may invest in FLEX Options issued and guaranteed for settlement by the OCC. The Fund bears the risk that the OCC will be unable or unwilling to perform its obligations under the FLEX Options contracts. Additionally, FLEX Options may be illiquid, and in such cases, the Fund may have difficulty closing out certain FLEX Options positions at desired times and prices.
- *Options Risk.* The Fund invests in options that derive their performance from the performance of the S&P 500 Price Index. Writing and buying options are speculative activities and entail investment exposures that are greater than their cost would suggest, meaning that a small investment in an option could have a substantial impact on the performance of the Fund. The Fund's use of call and put options can lead to losses because of adverse movements in the price or value of the underlying stock, index, or other asset, which may be magnified by certain features of the options. These risks are heightened when the Fund's portfolio manager uses options to enhance the Fund's return or as a substitute for a position or security. When selling a call or put option, the Fund will receive a premium; however, this premium may not be enough to offset a loss incurred by the Fund if the price of the underlying asset is above or below, respectively, the strike price by an amount equal to or greater than the premium. The value of an option may be adversely affected if the market for the option becomes less liquid or smaller, and will be affected by changes in the value or yield of the option's underlying asset, an increase in interest rates, a change in the actual or perceived volatility of the stock market or the underlying asset and the remaining time to expiration. Additionally, the value of an option does not increase or decrease at the same rate as the underlying asset(s). The Fund's use of options, due to the cost of the options, will reduce the Fund's ability to get returns equal to the S&P 500 Price Index. This means that if the S&P 500 Price Index experiences gains for an Investment Period, the Fund will not benefit to the same extent from those gains. In addition, if the price of the underlying asset of an option is above the strike price of a written call option or below the strike price for a written put option, the value of the option, and consequently of the Fund, may decline significantly more than if the Fund invested directly in the underlying asset instead of using options. The Fund invests in options that derive their performance from the performance of the S&P 500 Price Index and can be volatile and involve various types and degrees of risks. The Fund could experience a loss if its options do not perform as anticipated, or are not correlated with the performance of their underlying stock or if the Fund is unable to purchase or liquidate a position because of an illiquid secondary market.
- *Purchase and Sale of Timing Risk.* The Fund is designed to protect against the first 8% to 12% decline in the value of the S&P 500 Price Index and provide for participation in any gains, although not to the same extent, as the value of the S&P 500 Price Index, for a 12-month period from one Roll Date to the next Roll Date. Because the options purchased and written by the Fund will expire on the next Roll Date, if you purchase or sell Shares on a date other than a Roll Date or if you hold Shares for more or less than the time from the most recent Roll Date to the next Roll Date, the value of your investment in Shares may not be protected against the first 8% to 12% decline in the value of the S&P 500 Price Index and may not participate in a gain in the value of the S&P 500 Price Index for your investment period. The value of the options purchased and written by the Fund is dependent on, among other factors, the value, implied volatility, and implied dividend rate of the S&P 500 Price Index and interest rates, any or all of which may vary, sometimes significantly, during the period from the most recent Roll Date to the next Roll Date. Consequently, the value of the Fund may not directly track changes in the value of the S&P 500 Price Index in between Roll Dates.
- **Cybersecurity Risk.** Cybersecurity incidents may allow an unauthorized party to gain access to Fund assets or proprietary information, or cause the Fund, the Adviser and/or other service providers (including custodians and financial intermediaries) to suffer data breaches or data corruption. Additionally, cybersecurity failures or breaches of the electronic systems of the Fund, the Adviser or the Fund's other service providers, market makers, Authorized Participants ("APs"), the Fund's primary listing exchange, or the issuers of securities in which the Fund invests have the ability to disrupt and negatively affect the Fund's business operations, including the ability to purchase and sell Shares, potentially resulting in financial losses to the Fund and its shareholders.
- **Equity Market Risk.** The Fund invests in options that derive their performance from the S&P 500 Price Index, which is made up of common stocks. Common stocks are susceptible to general stock market fluctuations and to volatile increases and decreases in value as market confidence in and perceptions of their issuers change. These investor perceptions are based on various and unpredictable factors including: expectations regarding government, economic, monetary and fiscal policies; inflation and interest rates; economic expansion or contraction; and global or regional political, economic and banking crises.
- **ETF Risks.** The Fund is an ETF, and, as a result of an ETF's structure, it is exposed to the following risks:

- *Authorized Participants, Market Makers, and Liquidity Providers Concentration Risk.* The Fund has a limited number of financial institutions that may act as APs. In addition, there may be a limited number of market makers and/or liquidity providers in the marketplace. Shares may trade at a material discount to NAV and possibly face delisting if either: (i) APs exit the business or otherwise become unable to process creation and/or redemption orders and no other APs step forward to perform these services, or (ii) market makers and/or liquidity providers exit the business or significantly reduce their business activities and no other entities step forward to perform their functions.
- *Costs of Buying or Selling Shares.* Due to the costs of buying or selling Shares, including brokerage commissions imposed by brokers and bid-ask spreads, frequent trading of Shares may significantly reduce investment results and an investment in Shares may not be advisable for investors who anticipate regularly making small investments.
- *Shares May Trade at Prices Other Than NAV.* As with all ETFs, Shares may be bought and sold in the secondary market at market prices. Although it is expected that the market price of Shares will approximate the Fund's NAV, there may be times when the market price of Shares is more than the NAV intra-day (premium) or less than the NAV intra-day (discount) due to supply and demand of Shares or during periods of market volatility. This risk is heightened in times of market volatility, periods of steep market declines, and periods when there is limited trading activity for Shares in the secondary market, in which case such premiums or discounts may be significant.
- *Trading Risk.* Although Shares are listed for trading on the Cboe BZX Exchange, Inc. (the "Exchange") and may be traded on U.S. exchanges other than the Exchange, there can be no assurance that Shares will trade with any volume, or at all, on any stock exchange. In stressed market conditions, the liquidity of Shares may begin to mirror the liquidity of the Fund's underlying portfolio holdings, which can be significantly less liquid than the Shares.
- **Management Risk.** The Fund is actively managed and may not meet its investment objective based on the Adviser's success or failure to implement investment strategies for the Fund.
- **Market Risk.** The trading prices of securities and other instruments fluctuate in response to a variety of factors. These factors include events impacting the entire market or specific market segments, such as political, market and economic developments, as well as events that impact specific issuers. The Fund's NAV and market price, like security and commodity prices generally, may fluctuate significantly in response to these and other factors. As a result, an investor could lose money over short or long periods of time. U.S. and international markets have experienced significant periods of volatility in recent years due to a number of these factors, including the impact of the COVID-19 pandemic and related public health issues, growth concerns in the U.S. and overseas, uncertainties regarding interest rates, trade tensions, and the threat of and/or actual imposition of tariffs by the U.S. and other countries. In addition, local, regional or global events such as war, including Russia's invasion of Ukraine, acts of terrorism, recessions, rising inflation, or other events could have a significant negative impact on the Fund and its investments. These developments as well as other events could result in further market volatility and negatively affect financial asset prices, the liquidity of certain securities and the normal operations of securities exchanges and other markets.
- **Money Market Instrument Risk.** The Fund may use a variety of money market instruments for cash management purposes, including money market funds, depository accounts and repurchase agreements. Money market funds may be subject to credit risk with respect to the debt instruments in which they invest. Depository accounts may be subject to credit risk with respect to the financial institution in which the depository account is held. Money market instruments may lose money.
- **Options Tax Risk.** The Fund's investments in offsetting positions with respect to the S&P 500 Price Index may be considered "straddles" for U.S. federal income tax purposes. If positions held by the Fund were treated as "straddles" for federal income tax purposes, or the Fund's risk of loss with respect to a position was otherwise diminished as set forth in Treasury regulations, dividends on stocks that are a part of such positions would not constitute qualified dividend income subject to such favorable income tax treatment. In addition, generally, straddles are subject to certain rules that may affect the amount, character and timing of the Fund's gains and losses with respect to straddle positions.
- **Portfolio Turnover Risk.** Because the Fund may "turn over" some or all of its portfolio frequently, the Fund may incur high levels of transaction costs from commissions or mark-ups in the bid/offer spread. Higher portfolio turnover (*e.g.*, in excess of 100% per year) may result in the Fund paying higher levels of transaction costs and generating greater tax liabilities for shareholders.
- **Tax Efficiency Risk.** A significant portion of income received from the Fund may be subject to tax at effective tax rates that are higher than the rates that would apply if the Fund were to engage in a different investment strategy. Additionally, the Fund's investment strategy may require it to effect redemptions, in whole or in part, for cash. As a result, the Fund may be required to sell portfolio securities to obtain the cash needed to distribute redemption proceeds. Further, to the extent the Fund is able to use certain of its derivatives to effect in-kind redemptions of the Fund's Shares, such usage may give rise to a taxable event for the Fund. In both cases, the Fund may be required to recognize investment income and/or capital gains or losses that it might not have recognized if it had completely satisfied the redemption in-kind. As a result, the Fund may be less tax efficient if it includes such a cash payment than if the in-kind redemption process was used exclusively. In addition, cash redemptions may incur higher brokerage costs than in-kind redemptions and these added costs may be borne by the Fund and negatively impact Fund performance. You should consult your tax advisor as to the tax consequences of purchasing, owning, and selling Shares.

- Tax Risk.** The Fund intends to qualify as a regulated investment company (“RIC”) under the Internal Revenue Code of 1986, as amended (the “Code”), which requires the Fund to distribute a certain portion of its income and gains each tax year, among other requirements. Similar to other ETFs and pursuant to the Code, when the Fund disposes of appreciated property by distributing such appreciated property in-kind pursuant to a redemption request, the Fund does not expect to recognize any built-in gain in such appreciated property. If the Internal Revenue Service (“IRS”) disagrees with the Fund’s position as to the applicability of this non-recognition rule to the Fund’s disposition of FLEX Options and subsequent acquisition of other FLEX Options in close connection with the Roll Date, the Fund could be treated as having recognized additional gains from such in-kind distributions of FLEX Options. In such a case, the Fund may not have distributed sufficient income or gains to avoid incurring entity level tax and could potentially fail to qualify as a RIC for being under distributed during the year. The Fund may be able to rectify a failure to meet the distribution requirements for a year by paying “deficiency dividends” to shareholders in a later year, which may be included in the Fund’s deduction for dividends paid for the earlier year. In this case, the Fund may be able to avoid losing the Fund’s qualification for taxation as a RIC or being taxed on amounts distributed as deficiency dividends. However, the Fund will be required to pay interest and a penalty based on the amount of any deduction taken for deficiency dividends. If, in any year, the Fund fails to qualify as a RIC, the Fund itself generally would be subject to U.S. federal income and potentially excise taxation and distributions (including any distributions of net capital gain) received by shareholders generally would be subject to further U.S. federal income taxation, although corporate shareholders could be eligible for the dividends received deduction (subject to certain limitations) and individuals may be able to benefit from the lower tax rates available to qualified dividend income. Accordingly, disqualification as a RIC would have a significant adverse effect on the value of shares of the Fund.
- U.S. Treasury Obligations Risk.** U.S. Treasury obligations may differ from other fixed income securities in their interest rates, maturities, times of issuance and other characteristics. Similar to other issuers, changes to the financial condition or credit rating of the U.S. government may cause the value of the Fund’s U.S. Treasury obligations to decline.

Performance

The Fund acquired all of the assets and liabilities of the TrueShares Structured Outcome (December) ETF, a series of Listed Funds Trust (the “Predecessor Fund”), in a tax-free reorganization on August 8, 2025. In connection with this acquisition, shares of the Predecessor Fund were exchanged for shares of the Fund. The Predecessor Fund had an investment objective and strategies that were, in all material respects, the same as those of the Fund, and was managed in a manner that, in all material respects, complied with the investment guidelines and restrictions of the Fund. The Fund is a continuation of the Predecessor Fund, and therefore, the performance information includes the performance of the Predecessor Fund.

The performance information presented below provides some indication of the risks of investing in the Fund by showing the extent to which the Predecessor Fund’s performance can change from year to year and over time. The bar chart below shows the Predecessor Fund’s performance for calendar years ended December 31. The table illustrates how the Fund’s average annual returns for the 1 year and since inception periods compare with those of the S&P 500 Total Return Index, a broad measure of market performance, and the S&P 500 Price Index, which is integral to the Fund’s investment strategy and is comprised of the same components as the S&P 500 Total Return Index but does not include dividends in its calculation. The Predecessor Fund’s past performance, before and after taxes, does not necessarily indicate how it will perform in the future.

Effective May 1, 2024, the Adviser began managing the Predecessor Fund directly. Prior to May 1, 2024, the Predecessor Fund was managed on a day-to-day basis by an investment sub-adviser. The Predecessor Fund’s performance for periods prior to May 1, 2024 may have differed had the Predecessor Fund been managed directly by the Adviser. Updated performance information is available on the Fund’s website at www.true-shares.com.



The calendar year-to-date total return of the Predecessor Fund as of June 30, 2025 was 3.94%. During the period of time shown in the bar chart, the highest quarterly return was 8.62% for the quarter ended December 31, 2022, and the lowest quarterly return was -10.71% for the quarter ended June 30, 2022.

**Average Annual Total Returns
(for the Periods Ended December 31, 2024)**

TrueShares Structured Outcome (December) ETF	One Year	Since Inception (11/30/2020)
Return Before Taxes	19.00%	11.60%
Return After Taxes on Distributions	17.80%	10.98%
Return After Taxes on Distributions and Sale of Fund Shares	11.25%	8.87%
S&P 500 Price Index¹ (reflects no deductions for fees, expenses, or taxes)	23.31%	12.60%
S&P 500 Total Return Index (reflects no deductions for fees, expenses, or taxes)	25.02%	14.33%

¹ Unlike the S&P 500 Total Return Index, the S&P 500 Price Index excludes dividends. The returns of the S&P 500 Price Index are lower than the S&P 500 Total Return Index due to such exclusion of dividends.

After-tax returns are calculated using the historical highest individual federal marginal income tax rates during the period covered by the table above and do not reflect the impact of state and local taxes. Actual after-tax returns depend on an investor's tax situation and may differ from those shown. After-tax returns shown are not relevant to investors who hold their Shares through tax-deferred arrangements such as an individual retirement account ("IRA") or other tax-advantaged accounts. In certain cases, the figure representing "Return After Taxes on Distributions and Sale of Shares" may be higher than the other return figures for the same period. A higher after-tax return results when a capital loss occurs upon redemption and provides an assumed tax deduction that benefits the investor.

Management

Adviser: TrueMark Investments, LLC

Portfolio Manager: Jeffrey Feldman has been portfolio manager of the Fund since 2024.

Purchase and Sale of Shares

Shares are listed on the Exchange, and individual Shares may only be bought and sold in the secondary market through brokers at market prices, rather than NAV. Because Shares trade at market prices rather than NAV, Shares may trade at a price greater than NAV (premium) or less than NAV (discount).

The Fund issues and redeems Shares at NAV only in large blocks known as “Creation Units,” which only APs (typically, broker-dealers) may purchase or redeem. The Fund generally issues and redeems Creation Units in exchange for a portfolio of securities and/or a designated amount of U.S. cash.

Investors may incur costs attributable to the difference between the highest price a buyer is willing to pay to purchase Shares (bid) and the lowest price a seller is willing to accept for Shares (ask) when buying or selling Shares in the secondary market (the “bid-ask spread”). Recent information about the Fund, including its NAV, market price, premiums and discounts, and bid-ask spreads is available on the Fund’s website at www.True-Shares.com.

Tax Information

Fund distributions are generally taxable as ordinary income or capital gains (or a combination), unless your investment is in an IRA or other tax-advantaged account. Distributions on investments made through tax-deferred arrangements may be taxed later upon withdrawal of assets from those accounts.

Financial Intermediary Compensation

If you purchase Shares through a broker-dealer or other financial intermediary (such as a bank) (an “Intermediary”), the adviser or its affiliates may pay Intermediaries for certain activities related to the Fund, including participation in activities that are designed to make Intermediaries more knowledgeable about exchange traded products, including the Fund, or for other activities, such as marketing, educational training or other initiatives related to the sale or promotion of Shares. These payments may create a conflict of interest by influencing the Intermediary and your salesperson to recommend the Fund over another investment. Any such arrangements do not result in increased Fund expenses. Ask your salesperson or visit the Intermediary’s website for more information.

ADDITIONAL INFORMATION ABOUT THE FUNDS

Investment Objectives

Each Fund’s investment objective may be changed by the Board of Trustees (the “Board”) of Elevation Series Trust (the “Trust”) without shareholder approval upon written notice to shareholders.

Structured Outcome Strategy

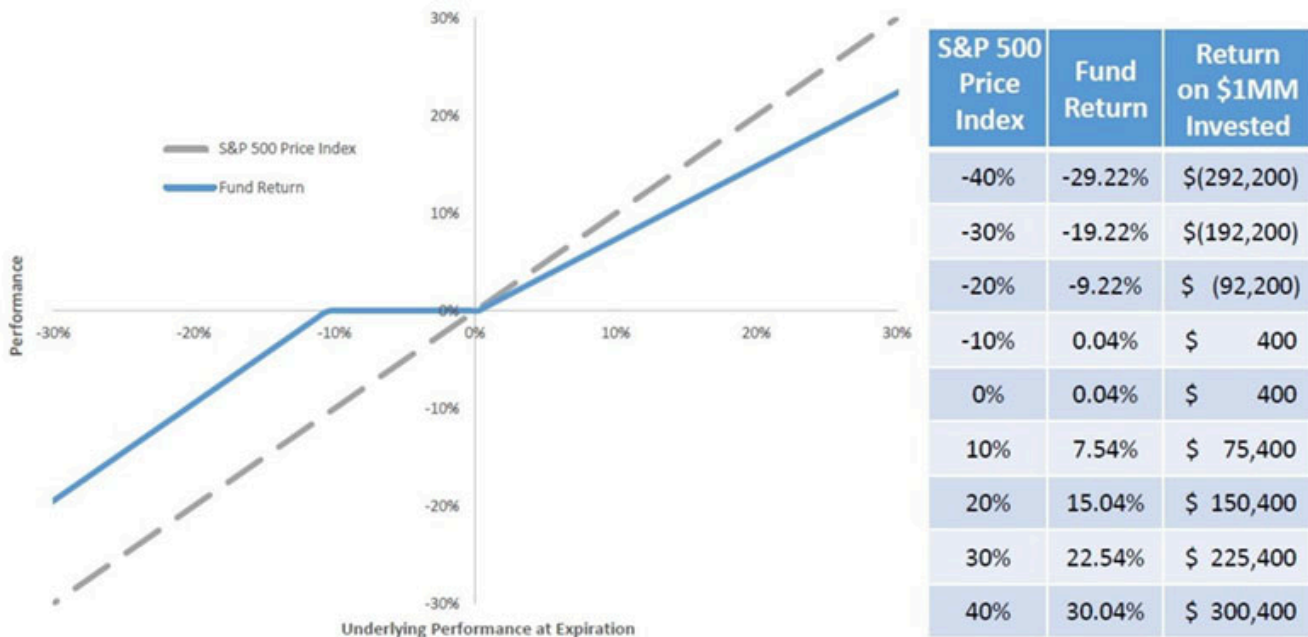
Any FLEX Options that are written by a Fund that create an obligation to sell or buy the value of the S&P 500 Price Index will be fully offset by FLEX Options purchased by the Fund that create the right to buy or sell the value of the S&P 500 Price Index such that each Fund will always be in a net long position with respect to the value of the S&P 500 Price Index (*i.e.*, any obligations of a Fund created by its writing of FLEX Options will be fully offset by positions in purchased FLEX Options).

The S&P 500 Price Index is an unmanaged index of U.S. large cap equity securities that tracks the price (excluding dividends) of the 500 leading companies and covers approximately 80% of available market capitalization. As of March 31, 2025, the companies comprising the S&P 500 Price Index had market capitalization ranges between \$5.3 billion and \$3.3 trillion. The S&P 500 Price Index is rebalanced quarterly in March, June, September, and December.

Principal Investment Strategies

A Fund’s ability to implement the buffer protection options strategy against the first 8% to 12% decline (before fees and expenses) in the value of the S&P 500 Price Index generally is dependent on a shareholder purchasing Shares at a price equal to their NAV on the Initial Investment Day and holding them until the last day of the Investment Period for the Fund. The market price at which shareholders purchase Shares on a Fund’s Initial Investment Day may be higher or lower than their NAV per share. Shareholders may realize a gain or loss on their investment in a Fund that is higher or lower than intended by the Fund’s investment strategy for a variety of reasons, including as a result of purchasing Shares on a day other than an Initial Investment Day, as a result of selling Shares prior to the last day of an Investment Period, in instances when the Fund terminates options prior to their expiration on the last day of an Investment Period, if the Fund is unable to maintain an appropriate ratio of offsetting put and call options.

The chart below illustrates the hypothetical returns that each Fund seeks to provide in certain illustrative scenarios for a shareholder that purchases Shares on the Initial Investment Day and holds such Shares for the entire Investment Period. This chart does not take into account payment by a Fund of Total Annual Fund Operating Expenses. **There is no guarantee that a Fund will be successful in providing these investment outcomes for any Investment Period.**



- For the purposes of this example, the combination of the short put and long call produce a 10% protective buffer, where the call is the top end of the buffer and the put is the bottom end. The payoff at expiration will compensate for losses experienced by the S&P 500 (if any), in an amount not to exceed 10%.
- The long call creates an uncapped growth opportunity equal to a proportion of the return of the price of the S&P 500. This 'upside capture' will generally be in the range of 60-80% of the price of the S&P 500.

There is no assurance that a Fund will achieve its investment objective.

Principal Investment Risks

An investment in a Fund entails risks. A Fund could lose money, or its performance could trail that of other investment alternatives. The following provides additional information about each Fund's principal risks. It is important that investors closely review and understand these risks before making an investment in a Fund. Each risk applies to each Fund unless otherwise specified. Just as in each Fund's summary section, the principal risks below are presented in alphabetical order to facilitate finding particular risks and comparing them with those of other funds. Each risk summarized below is considered a "principal risk" of investing in the applicable Fund, regardless of the order in which it appears.

- **Buffered Strategy Investment Risk.**

- *Buffered Loss Risk.* There can be no guarantee that a Fund will be successful in its strategy to provide buffer protection against S&P 500 Price Index losses if the S&P 500 Price Index decreases over the Investment Period by 8% or less. A shareholder may lose their entire investment. Each Fund's strategy seeks to deliver returns that match the S&P 500 Price Index (but will be less than the S&P 500 Price Index due to the cost of the options used by a Fund), while limiting downside losses, if Shares are bought on the day on which a Fund enters into the options and held until those options expire at the end of each Investment Period. In the event an investor purchases Shares after the date on which the options were entered into or sells Shares prior to the expiration of the options, the buffer that a Fund seeks to provide may not be available. A Fund does not provide principal protection and an investor may experience significant losses on its investment, including the loss of its entire investment.
- *FLEX Options Risk.* Each Fund may invest in FLEX Options issued and guaranteed for settlement by the OCC. A Fund bears the risk that the OCC will be unable or unwilling to perform its obligations under the FLEX Options contracts. Additionally, FLEX Options may be illiquid, and in such cases, a Fund may have difficulty closing out certain FLEX Options positions at desired times and prices.
- *Options Risk.* Each Fund invests in options that derive their performance from the performance of the S&P 500 Price Index. Writing and buying options are speculative activities and entail investment exposures that are greater than their cost would suggest, meaning that a small investment in an option could have a substantial impact on the performance of a Fund. A Fund's use of call and put options can lead to losses because of adverse movements in the price or value of the underlying stock, index, or other asset, which may be magnified by certain features of the options. These risks are heightened when a Fund's portfolio manager uses options to enhance such Fund's return or as a substitute for a position or security. When selling a call or put option, a Fund will receive a premium; however, this premium may not be enough to offset a loss incurred by such Fund if the price of the underlying asset is above or below, respectively, the strike price by an amount equal to or greater than the premium. The value of an option may be adversely affected if the market for the option becomes less liquid or smaller, and will be affected by changes in the value or yield of the option's underlying asset, an increase in interest rates, a change in the actual or perceived volatility of the stock market or the underlying asset and the remaining time to expiration. Additionally, the value of an option does not increase or decrease at the same rate as the underlying asset(s). A Fund's use of options, due to the cost of the options, will reduce such Fund's ability to get returns equal to the S&P 500 Price Index. This means that if the S&P 500 Price Index experiences gains for an Investment Period, a Fund will not benefit to the same extent from those gains. In addition, if the price of the underlying asset of an option is above the strike price of a written call option or below the strike price for a written put option, the value of the option, and consequently of the applicable Fund, may decline significantly more than if such Fund invested directly in the underlying asset instead of using options. A Fund invests in options that derive their performance from the performance of the S&P 500 Price Index and can be volatile and involve various types and degrees of risks. A Fund could experience a loss if its options do not perform as anticipated, or are not correlated with the performance of their underlying stock or if a Fund is unable to purchase or liquidate a position because of an illiquid secondary market.
- *Purchase and Sale Timing Risk.* Each Fund is designed to protect against the first 8% to 12% decline in the value of the S&P 500 Price Index and provide for participation in any gains, although not to the same extent, as the value of the S&P 500 Price Index, for a 12-month period from one Roll Date to the next Roll Date. Because the options purchased and written by a Fund will expire on the next Roll Date, if you purchase or sell Shares on a date other than a Roll Date or if you hold Shares for more or less than the time from the most recent Roll Date to the next Roll Date, the value of your investment in Shares may not be protected against the first 8% to 12% decline in the value of the S&P 500 Price Index and may not participate in a gain in the value of the S&P 500 Price Index for your investment period. The value of the options purchased and written by a Fund is dependent on, among other factors, the value, implied volatility, and implied dividend rate of the S&P 500 Price Index and interest rates, any or all of which may vary, sometimes significantly, during the period from the most recent Roll Date to the next Roll Date. Consequently, the value of a Fund may not directly track changes in the value of the S&P 500 Price Index in between Roll Dates.

- **Cybersecurity Risk.** With the increased use of technologies such as the Internet and the dependence on computer systems to perform business and operational functions, funds (such as a Fund) and their service providers may be prone to operational and information security risks resulting from cyber-attacks and/or technological malfunctions. In general, cyber-attacks are deliberate, but unintentional events may have similar effects. Cyber-attacks include, among others, stealing or corrupting data maintained online or digitally, preventing legitimate users from accessing information or services on a website, releasing confidential information without authorization, and causing operational disruption. Cybersecurity incidents may allow an unauthorized party to gain access to Fund assets or proprietary information, or cause a Fund, the Adviser and/or other service providers (including custodians and financial intermediaries) to suffer data breaches or data corruption. Additionally, cybersecurity failures or breaches of the electronic systems of a Fund, the Adviser or a Fund's other service providers, market makers, APs, a Fund's primary listing exchange or the issuers of securities in which such Fund invests have the ability to disrupt and negatively affect the Fund's business operations, including the ability to purchase and sell Shares, potentially resulting in financial losses to the Fund and its shareholders. For instance, cyber-attacks or technical malfunctions may interfere with the processing of shareholder or other transactions, affect a Fund's ability to calculate its NAV, cause the release of private shareholder information or confidential Fund information, impede trading, cause reputational damage, and subject a Fund to regulatory fines, penalties or financial losses, reimbursement or other compensation costs, and additional compliance costs. Cyber-attacks or technical malfunctions may render records of Fund assets and transactions, shareholder ownership of Shares, and other data integral to the functioning of a Fund inaccessible or inaccurate or incomplete. A Fund also may incur substantial costs for cybersecurity risk management to prevent cyber incidents in the future. A Fund and its respective shareholders could be negatively impacted as a result.

- **Equity Market Risk.** Each Fund invests in options that derive their performance from the S&P 500 Price Index, which is made up of common stocks. Common stocks are susceptible to general stock market fluctuations and to volatile increases and decreases in value as market confidence in and perceptions of their issuers change. These investor perceptions are based on various and unpredictable factors including: expectations regarding government, economic, monetary and fiscal policies; inflation and interest rates; economic expansion or contraction; and global or regional political, economic and banking crises. Common stocks generally expose their holder to greater risk than preferred stocks and debt obligations of the issuer because common stockholders, or holders of equivalent interests, generally have inferior rights to receive payments from issuers in comparison with the rights of preferred stockholders, bondholders, and other creditors of such issuers.
- **ETF Risks.** Each Fund is an ETF and, as a result of its structure, is exposed to the following risks:
 - *Authorized Participants, Market Makers, and Liquidity Providers Concentration Risk.* Each Fund has a limited number of financial institutions that may act as APs. In addition, there may be a limited number of market makers and/or liquidity providers in the marketplace. Shares may trade at a material discount to NAV and possibly face delisting if either: (i) APs exit the business or otherwise become unable to process creation and/or redemption orders and no other APs step forward to perform these services, or (ii) market makers and/or liquidity providers exit the business or significantly reduce their business activities and no other entities step forward to perform their functions.
 - *Costs of Buying or Selling Shares Risk.* Investors buying or selling Shares in the secondary market will pay brokerage commissions or other charges imposed by brokers, as determined by that broker. Brokerage commissions are often a fixed amount and may be a significant proportional cost for investors seeking to buy or sell relatively small amounts of Shares. In addition, secondary market investors also will incur the cost of the difference between the price at which an investor is willing to buy Shares (the “bid” price) and the price at which an investor is willing to sell Shares (the “ask” price). This difference in bid and ask prices is often referred to as the “spread” or “bid/ask spread.” The bid/ask spread varies over time for Shares based on trading volume and market liquidity, and is generally lower if Shares have more trading volume and market liquidity and higher if Shares have little trading volume and market liquidity. Further, a relatively small investor base in a Fund, asset swings in a Fund and/or increased market volatility may cause increased bid/ask spreads. Due to the costs of buying or selling Shares, including bid/ask spreads, frequent trading of Shares may significantly reduce investment results and an investment in Shares may not be advisable for investors who anticipate regularly making small investments.
 - *Shares May Trade at Prices Other Than NAV Risk.* As with all ETFs, Shares may be bought and sold in the secondary market at market prices. Although it is expected that the market price of Shares will approximate a Fund’s NAV, there may be times when the market price of Shares is more than the NAV intra-day (premium) or less than the NAV intra-day (discount) due to supply and demand of Shares or during periods of market volatility. This risk is heightened in times of market volatility or periods of steep market declines and periods when there is limited trading activity for Shares in the secondary market, in which case such premiums or discounts may be significant. The market price of Shares during the trading day, like the price of any exchange-traded security, includes a “bid/ask” spread charged by the exchange specialist, market makers or other participants that trade Shares. In times of severe market disruption, the bid/ask spread can increase significantly. At those times, Shares are most likely to be traded at a discount to NAV, and the discount is likely to be greatest when the price of Shares is falling fastest, which may be the time that you most want to sell your Shares. The Adviser believes that, under normal market conditions, large market price discounts or premiums to NAV will not be sustained because of arbitrage opportunities.

- o **Trading Risk.** Although Shares are listed for trading on the Exchange and may be listed or traded on U.S. and non-U.S. stock exchanges other than the Exchange, there can be no assurance that an active trading market for such Shares will develop or be maintained. Trading in Shares may be halted due to market conditions or for reasons that, in the view of the Exchange, make trading in Shares inadvisable. In addition, trading in Shares on the Exchange is subject to trading halts caused by extraordinary market volatility pursuant to Exchange “circuit breaker” rules, which temporarily halt trading on the Exchange when a decline in the S&P 500® Index during a single day reaches certain thresholds (e.g., 7%, 13%, and 20%). Additional rules applicable to the Exchange may halt trading in Shares when extraordinary volatility causes sudden, significant swings in the market price of Shares. There can be no assurance that Shares will trade with any volume, or at all, on any stock exchange. In stressed market conditions, the liquidity of Shares may begin to mirror the liquidity of the Fund’s underlying portfolio holdings, which can be significantly less liquid than Shares.

- **Management Risk.** Each Fund is actively managed and may not meet its investment objective based on the investment Adviser’s success or failure to implement investment strategies for the Fund.
- **Market Risk.** Market risks, including political, regulatory, market, and economic or other developments, and developments that impact specific economic sectors, industries or segments of the market, can affect the value of a Fund’s Shares. Each Fund is subject to the risk that the prices of, and the income generated by, securities held by the Fund may decline significantly and/or rapidly in response to adverse conditions or other developments, such as interest rate fluctuations, and events directly involving specific issuers that may cause broad changes in market value, public perceptions concerning these developments, and adverse investor sentiment. Such events may cause the value of securities owned by a Fund to go up or down, sometimes rapidly or unpredictably. There also is a risk that policy and legislative changes by the U.S. Government and/or Federal Reserve, or certain foreign governments and central banks, could cause increased volatility in financial markets and higher levels of Fund redemptions, which could have a negative impact on a Fund. These events may lead to periods of volatility and increased redemptions, which could cause a Fund to experience a loss when selling securities to meet redemption requests by shareholders. The risk of loss increases if the redemption requests are unusually large or frequent. Markets also tend to move in cycles, with periods of rising and falling prices. If there is a general decline in the securities and other markets, your investment in a Fund may lose value, regardless of the individual results of the securities and other instruments in which a Fund invests.

Local, regional, or global events, such as war, acts of terrorism, natural disasters, public health issues, recessions, or other events could have a significant impact on the market generally and on specific securities. The COVID-19 pandemic, Russia’s invasion of Ukraine, the Israel-Hamas conflict, and higher inflation have resulted in extreme volatility in the financial markets, economic downturns around the world, and severe losses, particularly to some sectors of the economy and individual issuers, and reduced liquidity of certain instruments. These events have caused significant disruptions to business operations, strained healthcare systems, disruptions to supply chains, large expansion of government deficits and debt as a result of government actions to mitigate the effects of such events, and widespread uncertainty regarding the long-term effects of such events. These or similar events could be prolonged and could adversely affect the value and liquidity of a Fund’s investments, impair a Fund’s ability to satisfy redemption requests, and negatively impact a Fund’s performance. Further, economies and financial markets throughout the world are becoming increasingly interconnected. As a result, whether or not a Fund invests in securities of issuers located in or with significant exposure to countries experiencing economic and financial difficulties, the value and liquidity of the Fund’s investments may be negatively affected.

- **Money Market Instrument Risk.** Each Fund may use a variety of money market instruments for cash management purposes, including money market funds, depository accounts and repurchase agreements. Money market funds may be subject to credit risk with respect to the debt instruments in which they invest. Depository accounts may be subject to credit risk with respect to the financial institution in which the depository account is held. Money market instruments may lose money.
- **Options Tax Risk.** A Fund’s investments in offsetting positions with respect to the S&P 500 Price Index may be considered “straddles” for U.S. federal income tax purposes. If positions held by a Fund were treated as “straddles” for federal income tax purposes, or the Fund’s risk of loss with respect to a position was otherwise diminished as set forth in Treasury regulations, dividends on stocks that are a part of such positions would not constitute qualified dividend income subject to such favorable income tax treatment for shareholders that are individuals and would not be eligible for the dividends received deduction for corporate shareholders. In addition, generally, straddles are subject to certain rules that may affect the amount, character and timing of a Fund’s gains and losses with respect to straddle positions by requiring, among other things, that: (1) any loss realized on disposition of one position of a straddle may not be recognized to the extent that such Fund has unrealized gains with respect to the other position in such straddle; (2) such Fund’s holding period in straddle positions be suspended while the straddle exists (possibly resulting in a gain being treated as short-term capital gain rather than long-term capital gain); (3) the losses recognized with respect to certain straddle positions that are part of a mixed straddle and that are not subject to Section 1256 of the Code be treated as 60% long-term and 40% short-term capital loss; (4) losses recognized with respect to certain straddle positions that would otherwise constitute short-term capital losses be treated as long-term capital losses; and (5) the deduction of interest and carrying charges attributable to certain straddle positions may be deferred.

- **Portfolio Turnover Risk.** Because each Fund may “turn over” some or all of its options as frequently as monthly, a Fund may incur high levels of transaction costs from commissions or mark-ups in the bid/offer spread. Higher portfolio turnover may result in a Fund paying higher levels of transaction costs and generating greater tax liabilities for shareholders. Portfolio turnover risk may cause a Fund’s performance to be less than you expect. While the turnover of the warrants is not deemed “portfolio turnover” for accounting purposes, the economic impact to a Fund is similar to what could occur if such Fund experienced high portfolio turnover (*e.g.*, in excess of 100% per year).
- **Tax Efficiency Risk.** A significant portion of income received from each Fund may be subject to tax at effective tax rates that are higher than the rates that would apply if a Fund were to engage in a different investment strategy. Additionally, each Fund’s investment strategy may require it to effect redemptions, in whole or in part, for cash. As a result, a Fund may be required to sell portfolio securities to obtain the cash needed to distribute redemption proceeds. Further, to the extent a Fund is able to use certain of its derivatives to effect in-kind redemptions of the Fund’s Shares, such usage may give rise to a taxable event for the Fund. In both cases, a Fund may be required to recognize investment income and/or capital gains or losses that it might not have recognized if it had completely satisfied the redemption in-kind. As a result, a Fund may be less tax efficient if it includes such a cash payment than if the in-kind redemption process was used exclusively. In addition, cash redemptions may incur higher brokerage costs than in-kind redemptions and these added costs may be borne by a Fund and negatively impact Fund performance. You should consult your tax advisor as to the tax consequences of purchasing, owning, and selling Shares.
- **Tax Risk.** Each Fund intends to qualify as a RIC under the Code, which requires the Fund to distribute a certain portion of its income and gains each tax year, among other requirements. Similar to other ETFs and pursuant to the Code, when a Fund disposes of appreciated property by distributing such appreciated property in-kind pursuant to a redemption request, the Fund does not expect to recognize any built-in gain in such appreciated property. If the IRS disagrees with a Fund’s position as to the applicability of this non-recognition rule to the Fund’s disposition of FLEX Options and subsequent acquisition of other FLEX Options in close connection with the Roll Date, the Fund could be treated as having recognized additional gains from such in-kind distributions of FLEX Options. In such a case, the Fund may not have distributed sufficient income or gains to avoid incurring entity level tax and could potentially fail to qualify as a RIC for being under distributed during the year. Each Fund may be able to rectify a failure to meet the distribution requirements for a year by paying “deficiency dividends” to shareholders in a later year, which may be included in the Fund’s deduction for dividends paid for the earlier year. In this case, the Fund may be able to avoid losing the Fund’s qualification for taxation as a RIC or being taxed on amounts distributed as deficiency dividends. However, the Fund will be required to pay interest and a penalty based on the amount of any deduction taken for deficiency dividends. If, in any year, a Fund fails to qualify as a RIC, the Fund itself generally would be subject to U.S. federal income and potentially excise taxation and distributions (including any distributions of net capital gain) received by shareholders generally would be subject to further U.S. federal income taxation, although corporate shareholders could be eligible for the dividends received deduction (subject to certain limitations) and individuals may be able to benefit from the lower tax rates available to qualified dividend income. Accordingly, disqualification as a RIC would have a significant adverse effect on the value of shares of a Fund.
- **U.S. Treasury Obligations Risk.** U.S. Treasury obligations may differ from other fixed income securities in their interest rates, maturities, times of issuance and other characteristics. Similar to other issuers, changes to the financial condition or credit rating of the U.S. government may cause the value of a Fund’s U.S. Treasury obligations to decline. The total public debt of the United States as a percentage of gross domestic product has grown rapidly since the beginning of the 2008 financial downturn and is expected to rise even further as the U.S. government implements crisis-fighting efforts in response to the COVID-19 outbreak. Although high debt levels do not necessarily indicate or cause economic problems, they may create certain systemic risks if sound debt management practices are not implemented. A high national debt level may increase market pressures to meet government funding needs, which may drive debt cost higher and cause a country to sell additional debt, thereby increasing refinancing risk. A high national debt also raises concerns that a government will not be able to make principal or interest payments when they are due. In the worst case, unsustainable debt levels can cause a decline in the value of the dollar (which may lead to inflation), and can prevent the U.S. government from implementing effective counter-cyclical fiscal policy in economic downturns. U.S. Treasury securities are currently given the top rating by all major ratings agencies except Standard & Poor’s Ratings Services, which rates them AA+, one grade below their top rating. Since downgrading U.S. Treasury securities from AAA to AA+ in 2011, Standard & Poor’s Ratings Services has affirmed its rating. A downgrade of the ratings of U.S. government debt obligations, such as U.S. Treasury obligations, which are often used as a benchmark for other borrowing arrangements, could result in higher interest rates for individual and corporate borrowers, cause disruptions in the international bond markets and have a substantial negative effect on the U.S. economy. A downgrade of U.S. Treasury securities from another ratings agency or a further downgrade below AA+ rating by Standard & Poor’s Ratings Services may cause the value of a Fund’s U.S. Treasury obligations to decline.

PORTFOLIO HOLDINGS INFORMATION

Information about the Funds' daily portfolio holdings is available at true-shares.com. A description of each Fund's policies and procedures with respect to the disclosure of the Fund's portfolio holdings is available in the Fund's Statement of Additional Information ("SAI").

MANAGEMENT

Investment Adviser

TrueMark Investments, LLC serves as the investment adviser to each Fund. The adviser is a SEC registered investment adviser with approximately \$1.06 billion in assets under management as of May 31, 2025. Its principal office is located at 433 W Van Buren, Suite 1100-D, Chicago, Illinois 60607. The adviser is controlled by the TrueMark Group LLC.

Pursuant to the Investment Advisory Agreement, each Fund pays the adviser a unitary management fee, which is calculated daily and paid monthly, at an annual rate of 0.79% of each Fund's average daily net assets.

Out of the unitary management fee, the adviser has agreed to pay all expenses of the Funds except the fee payable to the Adviser under the Advisory Agreement, interest charges on any borrowings, dividends and other expenses on securities sold short, taxes, brokerage commissions and other expenses incurred in placing orders for the purchase and sale of securities and other investment instruments, acquired fund fees and expenses, accrued deferred tax liability, extraordinary expenses, and distribution (12b-1) fees and expenses (if any).

The basis for the Board's approval of the Funds' Investment Advisory Agreement will be available in the Funds' June 30, 2025 Semi-Annual Report to Shareholders.

Manager of Managers Structure

Section 15(a) of the 1940 Act requires that all contracts pursuant to which persons serve as investment advisers to investment companies be approved by shareholders. This requirement also applies to the appointment of sub-advisers to a Fund. The Trust and the Adviser have received exemptive relief from the SEC (the "Order"), which permits the Adviser, subject to the approval of the Board of Trustees ("Board"), including the approval of the Trustees who are not interested persons of the Trust, as defined in the 1940 Act (the "Independent Trustees"), to hire, replace, and/or modify any existing or future sub-advisory agreement with sub-advisers (the "Manager-of-Managers Structure"). The Adviser, subject to the oversight of the Board, has the ultimate responsibility for overseeing a Fund's sub-advisers and recommending their hiring, termination and replacement. The Order also provides relief from certain disclosure obligations with regard to sub-advisory fees paid by the Adviser (not the Funds). The Order is subject to various conditions, including that a Fund will notify shareholders and provide them with certain information required by the exemptive order within 90 days of hiring a new sub-adviser. The sole initial shareholder of each Fund has approved the applicable Fund's operation under the Manager-of-Managers Structure as permitted by the Order.

The Manager-of-Managers Structure enables the Trust to operate with greater efficiency by not incurring the expense and delays associated with obtaining shareholder approvals for matters relating to sub-advisers or sub-advisory agreements. Operation of the Funds under the Manager-of-Managers Structure does not permit management fees paid by a Fund to the Adviser to be increased without shareholder approval. Shareholders will be notified of any changes made to a sub-adviser or material changes to sub-advisory agreements within 90 days of the change.

Portfolio Manager

The Funds are managed by the adviser's portfolio manager. The individual responsible for the day-to-day management of the Funds' portfolios is listed below.

Jeffrey Feldman. Mr. Feldman joined TrueMark Investments in 2024 and serves as a Portfolio Manager. He is a member of the investment management team and is responsible for analysis, trading, and hedging of Fund investments. Mr. Feldman is a dual-employee of TrueMark Investments and RiverNorth Capital Management, LLC, where he serves as Quantitative Risk Manager. He spent the past 23 years as a head trader with Wolverine Trading where he managed quoting, execution, clearing and positions in a variety of asset classes including equities, options, OTC derivatives, commodities, FX and bonds. He also developed pricing models and hedging algorithms, executed hedges for ETF and index products and built Wolverine's low latency systematic trading equity book as well as its fixed income ETF algorithmic trading desk.

The Funds' SAI provides additional information about the Portfolio Manager's compensation structure, other accounts managed by the Portfolio Manager, and the Portfolio Manager's ownership of Shares of the Funds.

HOW TO BUY AND SELL SHARES

The Funds issue and redeem Shares at NAV only in Creation Units. Only APs may acquire Shares directly from the Funds, and only APs may tender their Shares for redemption directly to the Funds, at NAV. APs must be a member or participant of a clearing agency registered with the SEC and must execute a Participant Agreement that has been agreed to by the Distributor (defined below), and that has been accepted by each Fund's transfer agent, with respect to purchases and redemptions of Creation Units. Once created, Shares trade in the secondary market in quantities less than a Creation Unit.

Most investors buy and sell Shares in secondary market transactions through brokers. Shares are listed for trading on the secondary market on the Exchange and can be bought and sold throughout the trading day like other publicly traded securities.

When buying or selling Shares through a broker, you will incur customary brokerage commissions and charges, and you may pay some or all of the spread between the bid and the offer price in the secondary market on each leg of a round trip (purchase and sale) transaction. In addition, because secondary market transactions occur at market prices, you may pay more than NAV when you buy Shares and receive less than NAV when you sell those Shares.

Book Entry

Shares are held in book-entry form, which means that no stock certificates are issued. The Depository Trust Company (“DTC”) or its nominee is the record owner of all outstanding Shares.

Investors owning Shares are beneficial owners as shown on the records of DTC or its participants. DTC serves as the securities depository for all Shares. DTC’s participants include securities brokers and dealers, banks, trust companies, clearing corporations and other institutions that directly or indirectly maintain a custodial relationship with DTC. As a beneficial owner of Shares, you are not entitled to receive physical delivery of stock certificates or to have Shares registered in your name, and you are not considered a registered owner of Shares. Therefore, to exercise any right as an owner of Shares, you must rely upon the procedures of DTC and its participants. These procedures are the same as those that apply to any other securities that you hold in book entry or “street name” through your brokerage account.

Frequent Purchases and Redemptions of Shares

The Funds impose no restrictions on the frequency of purchases and redemptions of Shares. In determining not to approve a written, established policy, the Board evaluated the risks of market timing activities by Fund shareholders. Purchases and redemptions by APs, who are the only parties that may purchase or redeem Shares directly with the Funds, are an essential part of the ETF process and help keep Share trading prices in line with NAV. As such, the Funds accommodate frequent purchases and redemptions by APs. However, the Board has also determined that frequent purchases and redemptions for cash may increase tracking error and portfolio transaction costs and may lead to the realization of capital gains. To minimize these potential consequences of frequent purchases and redemptions, the Funds employ fair value pricing and may impose transaction fees on purchases and redemptions of Creation Units to cover the custodial and other costs incurred by the Funds in effecting trades. In addition, the Funds and the adviser reserve the right to reject any purchase order at any time.

Determination of NAV

Each Fund’s NAV is calculated as of the scheduled close of regular trading on the New York Stock Exchange (“NYSE”), generally 4:00 p.m. Eastern time, each day the NYSE is open for business. Each NAV for a Fund is calculated by dividing the applicable Fund’s net assets by its Shares outstanding.

In calculating its NAV, a Fund generally values its assets on the basis of market quotations, last sale prices, or estimates of value furnished by a pricing service or brokers who make markets in such instruments. If the foregoing information is not available for a security held by a Fund or is determined to be unreliable, the security will be valued at fair value estimates under guidelines established by the Board (as described below).

Fair Value Pricing

The adviser has been designated by the Board as the valuation designee for each Fund pursuant to Rule 2a-5 under the 1940 Act. In its capacity as valuation designee, the adviser has adopted procedures and methodologies to fair value Fund securities whose market prices are not “readily available” or are deemed to be unreliable. For example, such circumstances may arise when: (i) a security has been de-listed or has had its trading halted or suspended; (ii) a security’s primary pricing source is unable or unwilling to provide a price; (iii) a security’s primary trading market is closed during regular market hours; or (iv) a security’s value is materially affected by events occurring after the close of the security’s primary trading market.

Generally, when fair valuing a security held by a Fund, the adviser will take into account all reasonably available information that may be relevant to a particular valuation including, but not limited to, fundamental analytical data regarding the issuer, information relating to the issuer’s business, recent trades or offers of the security, general and/or specific market conditions and the specific facts giving rise to the need to fair value the security. Fair value determinations are made in good faith by the adviser and in accordance with the adviser’s fair value methodologies. Due to the subjective and variable nature of determining the fair value of a security or other investment, there can be no assurance that adviser’s fair value will match or closely correlate to any market quotation that subsequently becomes available or the price quoted or published by other sources. In addition, the adviser may not be able to obtain the fair value assigned to the security upon the sale of such security.

Delivery of Shareholder Documents – Householding

Householding is an option available to certain investors of the Funds. Householding is a method of delivery, based on the preference of the individual investor, in which a single copy of certain shareholder documents can be delivered to investors who share the same address, even if their accounts are registered under different names. Householding for the Funds is available through certain broker-dealers. If you are interested in enrolling in householding and receiving a single copy of prospectuses and other shareholder documents, please contact your broker-dealer. If you are currently enrolled in householding and wish to change your householding status, please contact your broker-dealer.

DIVIDENDS, DISTRIBUTIONS AND TAXES

Dividends and Distributions

The Funds intend to pay out dividends, if any, annually. The Funds intend to distribute any net realized capital gains to its shareholders at least annually. The Funds will declare and pay capital gain distributions, if any, in cash. Distributions in cash may be reinvested automatically in additional whole Shares only if the broker through whom you purchased Shares makes such option available. Your broker is responsible for distributing the income and capital gain distributions to you.

Taxes

The following discussion is a summary of some important U.S. federal income tax considerations generally applicable to investments in the Funds. Your investment in the Funds may have other tax implications. Please consult your tax advisor about the tax consequences of an investment in Shares, including the possible application of foreign, state, and local tax laws.

Each Fund has elected and intends to qualify each year for treatment as a regulated investment company (a “RIC”) within the meaning of Subchapter M of the Internal Revenue Code of 1986, as amended (the “Code”). If it meets certain minimum distribution requirements, a RIC is not subject to tax at the fund level on income and gains from investments that are timely distributed to shareholders. However, a Fund’s failure to qualify as a RIC or to meet minimum distribution requirements would result (if certain relief provisions were not available) in fund-level taxation and, consequently, a reduction in income available for distribution to shareholders.

Unless your investment in Shares is made through a tax-exempt entity or tax-advantaged account, such as an IRA plan, you need to be aware of the possible tax consequences when the Funds make distributions, when you sell your Shares listed on the Exchange, and when you purchase or redeem Creation Units (APs only).

Taxes on Distributions

The Funds intend to distribute, at least annually, substantially all of its net investment income and net capital gains. For federal income tax purposes, distributions of investment income are generally taxable as ordinary income or qualified dividend income. Taxes on distributions of capital gains (if any) are determined by how long a Fund owned the investments that generated them, rather than how long a shareholder has owned his or her Shares. Sales of assets held by a Fund for more than one year generally result in long-term capital gains and losses, and sales of assets held by the Fund for one year or less generally result in short-term capital gains and losses. Distributions of a Fund’s net capital gain (the excess of net long-term capital gains over net short-term capital losses) that are reported by the Fund as capital gain dividends (“Capital Gain Dividends”) will be taxable as long-term capital gains, which for non-corporate shareholders are subject to tax at reduced rates of up to 20% (lower rates apply to individuals in lower tax brackets). Distributions of short-term capital gain will generally be taxable as ordinary income. Dividends and distributions are generally taxable to you whether you receive them in cash or reinvest them in additional Shares.

Distributions reported by the Funds as “qualified dividend income” are generally taxed to non-corporate shareholders at rates applicable to long-term capital gains, provided holding period and other requirements are met. “Qualified dividend income” generally is income derived from dividends paid by U.S. corporations or certain foreign corporations that are either incorporated in a U.S. possession or eligible for tax benefits under certain U.S. income tax treaties. In addition, dividends that the Funds received in respect of stock of certain foreign corporations may be qualified dividend income if that stock is readily tradable on an established U.S. securities market. Corporate shareholders may be entitled to a dividends received deduction for the portion of dividends they receive from a Fund that are attributable to dividends received by the Fund from U.S. corporations, subject to certain limitations.

Under recently issued final Treasury Regulations, a RIC that receives business interest income may pass through its net business interest income for purposes of the tax rules applicable to the interest expense limitations under Section 163(j) of the Code. A RIC’s total “Section 163(j) Interest Dividend” for a tax year is limited to the excess of the RIC’s business interest income over the sum of its business interest expense and its other deductions properly allocable to its business interest income. A RIC may, in its discretion, designate all or a portion of ordinary dividends as Section 163(j) Interest Dividends, which would allow the recipient shareholder to treat the designated portion of such dividends as interest income for purposes of determining such shareholder’s interest expense deduction limitation under Section 163(j). This can potentially increase the amount of a shareholder’s interest expense deductible under Section 163(j). In general, to be eligible to treat a Section 163(j) Interest Dividend as interest income, you must have held your shares in a Fund for more than 180 days during the 361-day period beginning on the date that is 180 days before the date on which the share becomes ex-dividend with respect to such dividend. Section 163(j) Interest Dividends, if so designated by a Fund, will be reported to your financial intermediary or otherwise in accordance with the requirements specified by the Internal Revenue Service (“IRS”).

Shortly after the close of each calendar year, you will be informed of the amount and character of any distributions received from the Funds.

In general, your distributions are subject to federal income tax for the year in which they are paid. Certain distributions paid in January, however, may be treated as paid on December 31 of the prior year. Distributions are generally taxable even if they are paid from income or gains earned by the Funds before your investment (and thus were included in the Shares' NAV when you purchased your Shares).

You may wish to avoid investing in the Funds shortly before a dividend or other distribution, because such a distribution will generally be taxable even though it may economically represent a return of a portion of your investment.

If you are neither a resident nor a citizen of the United States or if you are a foreign entity, distributions (other than Capital Gain Dividends) paid to you by the Funds will generally be subject to a U.S. withholding tax at the rate of 30%, unless a lower treaty rate applies. Gains from the sale or other disposition of your Shares generally are not subject to U.S. taxation, unless you are a nonresident alien individual who is physically present in the U.S. for 183 days or more per year. The Funds may, under certain circumstances, report all or a portion of a dividend as an "interest-related dividend" or a "short-term capital gain dividend," which would generally be exempt from this 30% U.S. withholding tax, provided certain other requirements are met. Different tax consequences may result if you are a foreign shareholder engaged in a trade or business within the United States or if a tax treaty applies.

Under legislation generally known as "FATCA" (the Foreign Account Tax Compliance Act), the Funds is required to withhold 30% of certain ordinary dividends it pays to shareholders that are foreign entities and that fail to meet prescribed information reporting or certification requirements.

The Funds (or a financial intermediary, such as a broker, through which a shareholder owns Shares) generally is required to withhold and remit to the U.S. Treasury a percentage of the taxable distributions and sale or redemption proceeds paid to any shareholder who fails to properly furnish a correct taxpayer identification number, who has underreported dividend or interest income, or who fails to certify that he, she or it is not subject to such withholding.

Taxes When Fund Shares are Sold on the Exchange

Any capital gain or loss realized upon a sale of Shares generally is treated as a long-term capital gain or loss if Shares have been held for more than one year and as a short-term capital gain or loss if Shares have been held for one year or less. However, any capital loss on a sale of Shares held for six months or less is treated as long-term capital loss to the extent of Capital Gain Dividends paid with respect to such Shares. Any loss realized on a sale will be disallowed to the extent Shares of a Fund are acquired, including through reinvestment of dividends, within a 61-day period beginning 30 days before and ending 30 days after the disposition of Shares. The ability to deduct capital losses may be limited.

The cost basis of Shares of the Funds acquired by purchase will generally be based on the amount paid for the Shares and then may be subsequently adjusted for other applicable transactions as required by the Code. The difference between the selling price and the cost basis of Shares generally determines the amount of the capital gain or loss realized on the sale or exchange of Shares. Contact the broker through whom you purchased your Shares to obtain information with respect to the available cost basis reporting methods and elections for your account.

Taxes on Purchases and Redemptions of Creation Units

An AP having the U.S. dollar as its functional currency for U.S. federal income tax purposes who exchanges securities for Creation Units generally recognizes a gain or a loss. The gain or loss will be equal to the difference between the value of the Creation Units at the time of the exchange and the exchanging AP's aggregate basis in the securities delivered, plus the amount of any cash paid for the Creation Units. An AP who exchanges Creation Units for securities will generally recognize a gain or loss equal to the difference between the exchanging AP's basis in the Creation Units and the aggregate U.S. dollar market value of the securities received, plus any cash received for such Creation Units. The IRS may assert, however, that a loss that is realized upon an exchange of securities for Creation Units may not be currently deducted under the rules governing "wash sales" (for an AP who does not mark-to-market their holdings), or on the basis that there has been no significant change in economic position. APs exchanging securities should consult their own tax advisor with respect to whether wash sale rules apply and when a loss might be deductible.

Any gain or loss realized upon a creation or redemption of Creation Units will be treated as capital or ordinary gain or loss, depending on the circumstances. Any capital gain or loss realized upon redemption of Creation Units is generally treated as long-term capital gain or loss if Shares have been held for more than one year and as a short-term capital gain or loss if Shares have been held for one year or less.

The Funds may include a payment of cash in addition to, or in place of, the delivery of a basket of securities upon the redemption of Creation Units. The Funds may sell portfolio securities to obtain the cash needed to distribute redemption proceeds. This may cause the Funds to recognize investment income and/or capital gains or losses that it might not have recognized if it had completely satisfied the redemption in-kind. As a result, the Funds may be less tax efficient if it includes such a cash payment in the proceeds paid upon the redemption of Creation Units.

Net Investment Income Tax

U.S. individuals with income exceeding specified thresholds are subject to a 3.8% tax on all or a portion of their “net investment income,” which includes interest, dividends, and certain capital gains (generally including capital gains distributions and capital gains realized on the sale of Shares). This 3.8% tax also applies to all or a portion of the undistributed net investment income of certain shareholders that are estates and trusts.

The foregoing discussion summarizes some of the possible consequences under current federal tax law of an investment in the Funds. It is not a substitute for personal tax advice. You also may be subject to state and local tax on Fund distributions and sales of Shares. Consult your personal tax advisor about the potential tax consequences of an investment in Shares under all applicable tax laws. For more information, please see the section entitled “Federal Income Taxes” in the SAI.

DISTRIBUTION

Paralel Distributors LLC (the “Distributor”) serves as the Funds’ principal underwriter. The Distributor is a broker-dealer registered with the SEC. The Distributor distributes Creation Units for the Funds on an agency basis and does not maintain a secondary market in Shares. The Distributor has no role in determining the policies of the Funds or the securities that are purchased or sold by the Funds. The Distributor’s principal address is 1700 Broadway, Suite 1850, Denver, Colorado 80290.

PREMIUM/DISCOUNT INFORMATION

Information regarding how often Shares of the Funds trade on the Exchange at a price above (*i.e.*, at a premium) or below (*i.e.*, at a discount) the NAV of the Funds is available on the Funds’ website at True-shares.com.

OTHER INFORMATION AND ADDITIONAL NOTICES

Certain Conditions on Shareholder Legal Actions

Pursuant to the Trust’s primary governing document, the Second Amended and Restated Agreement and Declaration of Trust, shareholders wishing to pursue a derivative action (a suit brought by a shareholder on behalf of a Fund) are subject to various conditions including that: (i) the Trustees must have a reasonable amount of time to assess the complaining shareholders’ request for action, (ii) at least 10% of shareholders of the Fund must participate in the action (except with respect to claims arising under federal securities laws), and (iii) complaining shareholders must undertake to pay the expenses of advisers that the Trustees engage in consideration of whether to bring an action in the event the Trustees determine not to bring an action (except with respect to claims arising under federal securities laws).

In addition, shareholders wishing to pursue a derivative action (except with respect to claims arising under federal securities law) must bring the compliant all shareholder legal complaints must be brought in the courts of the Court of Chancery of the State of Delaware, or if such court does not have subject matter jurisdiction, any other court with appropriate subject matter jurisdiction in the State of Delaware. For non-federal securities laws claims, this requirement may be inconvenient for some shareholders and may cause such claims to be made in a less favorable forum than otherwise may have been made.

Additional Notices

Shares are not sponsored, endorsed, or promoted by the Exchange. The Exchange makes no representation or warranty, express or implied, to the owners of the Shares. The Exchange is not responsible for, nor has it participated in, the determination of the timing of, prices of, or quantities of the Shares to be issued, nor in the determination or calculation of the equation by which the Shares are redeemable. The Exchange has no obligation or liability to owners of the Shares in connection with the administration, marketing, or trading of the Shares.

Without limiting any of the foregoing, in no event shall the Exchange have any liability for any lost profits or indirect, punitive, special, or consequential damages even if notified of the possibility thereof.

Neither the adviser nor the Funds make any representation or warranty, express or implied, to the owners of Shares or any member of the public regarding the advisability of investing in securities generally or in the Funds particularly.

FINANCIAL HIGHLIGHTS

The financial highlights show each Predecessor Fund’s financial performance for each of the five most recent fiscal years (or the life of a Predecessor Fund, if shorter). Certain information reflects financial results for a single share of a Predecessor Fund. The total returns in the table represent the rate that an investor would have earned or lost on an investment in the respective Predecessor Fund (assuming reinvestment of all dividends and distributions). This information through December 31, 2024 has been audited by Cohen & Company, Ltd., the Predecessor Funds’ and the Funds’ independent registered public accounting firm, whose report, along with the financial statements, are included in the Predecessor Funds’ most recent Form N-CSR filing, which is available upon request and free of charge by calling the Funds’ Distributor at 1.877.524.9155.

TrueShares Structured Outcome ETFs

FINANCIAL HIGHLIGHTS

December 31, 2024

For the Year Ended	Net Asset Value, Beginning of Year	Investment Operations:			Less Distributions From:		
		Net Investment Income (Loss) ^(a)	Net Realized and Unrealized Gain (Loss) on Investments ^(b)	Total From Investment Operations	From Net Investment Income	Realized Gains	Total Distributions
TrueShares Structured Outcome (January) ETF							
12/31/2024	\$ 29.88	1.19	4.20	5.39	(0.81)	(0.12)	(0.93)
12/31/2023	\$ 25.77	0.95	3.92	4.87	(0.77)	—	(0.77)
12/31/2022	\$ 29.10	(0.08)	(3.20)	(3.28)	—	(0.05)	(0.05)
12/31/2021 ^(f)	\$ 25.00	(0.19)	5.61	5.42	—	(1.32)	(1.32)
TrueShares Structured Outcome (February) ETF							
12/31/2024	\$ 30.55	1.17	4.07	5.24	(1.05)	(0.28)	(1.33)
12/31/2023	\$ 27.04	1.01	4.58	5.59	(0.92)	(1.16)	(2.08)
12/31/2022	\$ 30.15	(0.02)	(3.09)	(3.11)	—	—	—
12/31/2021 ^(h)	\$ 25.00	(0.20)	5.35	5.15	—	—	—
TrueShares Structured Outcome (March) ETF							
12/31/2024	\$ 27.80	1.16	3.84	5.00	(1.29)	(0.13)	(1.42)
12/31/2023	\$ 24.77	0.88	4.19	5.07	(0.91)	(1.13)	(2.04)
12/31/2022	\$ 28.62	0.01	(3.67)	(3.66)	(0.01)	(0.18)	(0.19)
12/31/2021 ⁽ⁱ⁾	\$ 25.00	(0.17)	4.48	4.31	—	(0.70)	(0.70)
TrueShares Structured Outcome (April) ETF							
12/31/2024	\$ 29.71	1.25	4.24	5.49	(0.95)	—	(0.95)
12/31/2023	\$ 24.99	0.80	4.78	5.58	(0.86)	—	(0.86)
12/31/2022	\$ 28.40	0.14	(3.40)	(3.26)	(0.15)	—	(0.15)
12/31/2021 ^(j)	\$ 25.00	(0.16)	3.56	3.40	—	—	—
TrueShares Structured Outcome (May) ETF							
12/31/2024	\$ 26.08	1.03	3.61	4.64	(0.59)	—	(0.59)
12/31/2023	\$ 23.13	0.75	2.92	3.67	(0.72)	—	(0.72)
12/31/2022	\$ 27.09	0.13	(3.93)	(3.80)	(0.16)	—	(0.16)
12/31/2021 ^(k)	\$ 25.00	(0.13)	2.72	2.59	—	(0.51)	(0.51)
TrueShares Structured Outcome (June) ETF							
12/31/2024	\$ 26.25	1.09	3.54	4.63	(1.03)	(0.15)	(1.18)
12/31/2023	\$ 23.78	0.82	3.21	4.03	(1.10)	(0.48)	(1.58)
12/31/2022	\$ 27.45	0.11	(3.65)	(3.54)	(0.13)	—	(0.13)
12/31/2021 ^(l)	\$ 25.00	(0.12)	2.66	2.54	—	(0.09)	(0.09)

FINANCIAL HIGHLIGHTS
December 31, 2024 (Continued)

Supplemental Data and Ratios:								
ETF Transaction Fees Per Share	Net Asset Value, End of Year	Total Return^(c)	Net Assets, End of Year (in thousands)	Ratio of Expense to Average Net Assets^(d)	Ratio of Net Investment Income (Loss) to Average Net Assets^(d)	Portfolio Turnover Rate^{(c)(e)}		
\$ 0.02	\$ 34.36	18.10%	\$ 27,145	0.79%	3.58%	—%		
\$ 0.01	\$ 29.88	18.91%	\$ 5,378	0.79%	3.40%	—%		
\$ —(g)	\$ 25.77	-11.29%	\$ 3,866	0.79%	(0.32)%	2899%		
\$ —(g)	\$ 29.10	21.65%	\$ 2,182	0.79%	(0.77)%	—%		
\$ —(g)	\$ 34.46	17.12%	\$ 6,547	0.79%	3.48%	—%		
\$ —(g)	\$ 30.55	20.64%	\$ 3,665	0.79%	3.38%	—%		
\$ —(g)	\$ 27.04	-10.30%	\$ 2,704	0.79%	(0.09)%	1309%		
\$ —(g)	\$ 30.15	20.58%	\$ 3,768	0.79%	(0.77)%	—%		
\$ 0.02	\$ 31.40	18.00%	\$ 19,782	0.79%	3.76%	—%		
\$ —(g)	\$ 27.80	20.45%	\$ 3,892	0.79%	3.25%	67%		
\$ —(g)	\$ 24.77	-12.76%	\$ 3,716	0.79%	0.03%	1280%		
\$ 0.01	\$ 28.62	17.24%	\$ 5,724	0.79%	(0.76)%	—%		
\$ 0.02	\$ 34.27	18.52%	\$ 23,646	0.79%	3.73%	741%		
\$ —(g)	\$ 29.71	22.28%	\$ 5,050	0.79%	2.88%	—%		
\$ —(g)	\$ 24.99	-11.47%	\$ 5,624	0.79%	0.55%	1153%		
\$ —(g)	\$ 28.40	13.59%	\$ 6,389	0.79%	(0.77)%	—%		
\$ 0.01	\$ 30.14	17.76%	\$ 9,643	0.79%	3.56%	—%		
\$ —(g)	\$ 26.08	15.87%	\$ 4,434	0.79%	3.02%	—%		
\$ —(g)	\$ 23.13	-14.03%	\$ 3,469	0.79%	0.54%	—%		
\$ 0.01	\$ 27.09	1,039.00%	\$ 5,417	0.79%	(0.77)%	—%		
\$ 0.01	\$ 29.71	17.60%	\$ 4,604	0.79%	3.75%	—%		
\$ 0.02	\$ 26.25	17.02%	\$ 3,281	0.79%	3.22%	637%		
\$ —(g)	\$ 23.78	-12.87%	\$ 2,972	0.79%	0.46%	—%		
\$ —(g)	\$ 27.45	10.13%	\$ 4,117	0.79%	(0.77)%	—%		

FINANCIAL HIGHLIGHTS
December 31, 2024 (Continued)

For the Year Ended	Investment Operations:				Less Distributions From:		
	Net Asset Value, Beginning of Year	Net Investment Income (Loss) ^(a)	Net Realized and Unrealized Gain (Loss) on Investments ^(b)	Total From Investment Operations	From Net Investment Income	Net Realized Gain	Total Distributions
TrueShares Structured Outcome (September) ETF							
12/31/2024	\$ 33.46	1.34	4.83	6.17	(1.38)	—	(1.38)
12/31/2023	\$ 29.43	1.00	4.22	5.22	(1.19)	—	(1.19)
12/31/2022	\$ 32.33	0.18	(2.88)	(2.70)	(0.20)	—	(0.20)
12/31/2021	\$ 26.63	(0.23)	5.94	5.71	—	(0.02)	(0.02)
12/31/2020 ^(m)	\$ 25.00	(0.06)	1.68	1.62	—	—	—
TrueShares Structured Outcome (October) ETF							
12/31/2024	\$ 33.41	1.28	5.02	6.30	(0.49)	—	(0.49)
12/31/2023	\$ 29.18	1.00	4.31	5.31	(1.09)	—	(1.09)
12/31/2022	\$ 32.75	0.14	(3.51)	(3.37)	—	—	(0.20)
12/31/2021	\$ 27.21	(0.23)	5.77	5.54	—	—	—
12/31/2020 ⁽ⁿ⁾	\$ 25.00	(0.05)	2.26	2.21	—	—	—
TrueShares Structured Outcome (November) ETF							
12/31/2024	\$ 34.76	1.31	5.37	6.68	(1.18)	—	(1.18)
12/31/2023	\$ 30.07	1.20	4.27	5.47	(0.79)	—	(0.79)
12/31/2022	\$ 33.37	0.07	(3.30)	(3.23)	(0.07)	—	(0.07)
12/31/2021	\$ 27.62	(0.24)	6.14	5.90	—	(0.17)	(0.17)
12/31/2020 ^(o)	\$ 25.00	(0.03)	2.65	2.62	—	—	—
TrueShares Structured Outcome (December) ETF							
12/31/2024	\$ 31.88	1.25	4.81	6.06	(0.94)	—	(0.94)
12/31/2023	\$ 27.36	1.22	3.68	4.90	(0.39)	—	(0.39)
12/31/2022	\$ 30.43	(0.05)	(2.63)	(2.68)	—	(0.39)	(0.39)
12/31/2021	\$ 25.44	(0.21)	5.33	5.12	—	(0.14)	(0.14)
12/31/2020 ^(p)	\$ 25.00	(0.02)	0.46	0.44	—	—	—

FINANCIAL HIGHLIGHTS
December 31, 2024 (Continued)

Supplemental Data and Ratios:								
ETF Transaction Fees Per Share	Net Asset Value, End of Year	Total Return^(c)	Net Assets, End of Year (in thousands)	Ratio of Expense to Average Net Assets^(d)	Ratio of Net Investment Income (Loss) to Average Net Assets^(d)	Portfolio Turnover Rate^{(c)(e)}		
\$ 0.01	\$ 38.26	18.43%	\$ 19,320	0.79%	3.61%	—%		
— ^(g)	\$ 33.46	17.72%	\$ 17,230	0.79%	3.15%	—%		
— ^(g)	\$ 29.43	-8.34%	\$ 20,598	0.79%	0.60%	—%		
0.01	\$ 32.33	20.83%	\$ 25,861	0.79%	(0.76)%	1301%		
0.01	\$ 26.63	6.51%	\$ 10,651	0.79%	(0.73)%	—%		
0.04	\$ 39.26	18.99%	\$ 15,313	0.79%	3.38%	—%		
0.01	\$ 33.41	18.23%	\$ 3,675	0.79%	3.19%	3%		
— ^(g)	\$ 29.18	-10.31%	\$ 4,377	0.79%	0.48%	—%		
— ^(g)	\$ 32.75	20.37%	\$ 8,189	0.79%	(0.77)%	1021%		
— ^(g)	\$ 27.21	8.85%	\$ 4,082	0.79%	(0.73)%	—%		
— ^(g)	\$ 40.26	19.19%	\$ 22,546	0.79%	3.39%	—%		
0.01	\$ 34.76	18.21%	\$ 18,073	0.79%	3.65%	—%		
— ^(g)	\$ 30.07	-9.66%	\$ 9,772	0.79%	0.23%	—%		
0.02	\$ 33.37	21.40%	\$ 14,181	0.79%	(0.76)%	1302%		
— ^(g)	\$ 27.62	10.51%	\$ 1,381	0.79%	(0.50)%	—%		
0.01	\$ 37.01	19.00%	\$ 74,385	0.79%	3.52%	—%		
0.01	\$ 31.88	17.97%	\$ 40,175	0.79%	4.02%	—%		
— ^(g)	\$ 27.36	-8.80%	\$ 5,472	0.80%	(0.17)%	—%		
0.01	\$ 30.43	20.17%	\$ 6,086	0.79%	(0.77)%	1286%		
— ^(g)	\$ 25.44	1.75%	\$ 5,723	0.79%	(0.74)%	—%		

- (a) Net investment income per share has been calculated based on average shares outstanding during the year.
- (b) Realized and unrealized gains and losses per share in the caption are balancing amounts necessary to reconcile the change in net asset value per share for the years, and may not reconcile with the aggregate gains and losses in the Statement of Operations due to share transactions for the year.
- (c) Not annualized for periods less than one year.
- (d) Annualized for periods less than one year.
- (e) Portfolio turnover rate excludes in-kind transactions.
- (f) Inception date of the Fund was January 4, 2021.
- (g) Amount represents less than \$0.005 per share.
- (h) Inception date of the Fund was February 1, 2021.
- (i) Inception date of the Fund was March 1, 2021.
- (j) Inception date of the Fund was April 1, 2021.
- (k) Inception date of the Fund was May 3, 2021.
- (l) Inception date of the Fund was June 1, 2021.
- (m) Inception date of the Fund was September 1, 2020.
- (n) Inception date of the Fund was October 1, 2020.
- (o) Inception date of the Fund was November 2, 2020.
- (p) Inception date of the Fund was December 1, 2020.

Privacy Statement

Pursuant to SEC Regulation S-P (Privacy of Consumer Financial Information) the Trustees of the Elevation Series Trust (the “Trust”) has established the following policy regarding information about the Trust’s shareholders. We consider all shareholder data to be private and confidential, and we hold ourselves to the highest standards in its safekeeping and use.

General Statement

The Trust may collect nonpublic information (e.g., your name, address, e mail address, Social Security Number, Trust holdings (collectively, “Personal Information”)) about shareholders from transactions in Trust shares. The Trust will not release Personal Information about current or former shareholders (except as permitted by law) unless one of the following conditions is met: we receive your prior written consent; (ii) we believe the recipient to be you or your authorized representative; (iii) to service or support the business functions of the Trust (as explained in more detail below), or (iv) we are required by law to release Personal Information to the recipient. The Trust have not and will not in the future give or sell Personal Information about their current or former shareholders to any company, individual, or group (except as per mitted by law) and as otherwise provided in this policy.

The Trust may make certain electronic services available to their shareholders and may solicit your email address and contact you by email, telephone or US mail regarding the availability of such services. The Trust may also contact shareholders by email, telephone or US mail in connection with these services, such as to confirm enrollment in electronic shareholder communications or to update your Personal Information. In no event will the Trust transmit your Personal Information via email without your consent.

Use of Personal Information

The Trust will only use Personal Information (i) as necessary to service or maintain shareholder accounts in the ordinary course of business and (ii) to support business functions of the Trust and their affiliated businesses. This means that the Trust may share certain Personal Information, only as per mitted by law, with affiliated businesses of the Trust, and that such information may be used for non-Trust-related solicitation. When Personal Information is shared with the Trust’s business affiliates, the Trust may do so without providing you the option of preventing these types of disclosures as permitted by law.

Safeguards Regarding Personal Information

Internally, we also restrict access to Personal Information to those who have a specific need for the records. We maintain physical, electronic, and procedural safeguards that comply with Federal standards to guard Personal Information. Any doubts about the confidentiality of Personal Information, as required by law, are resolved in favor of confidentiality.

Adviser	TrueMark Investments, LLC 433 W. Van Buren, Suite 1100-D Chicago, Illinois 60607	Distributor	Paralel Distributors LLC 1700 Broadway, Suite 1850 Denver, Colorado 80290
Custodian, Transfer Agent	State Street Bank & Trust One Congress Street, Suite 1 Boston, Massachusetts 02114	Fund Accountant and Administrator	Paralel Technologies LLC 1700 Broadway, Suite 1850 Denver, Colorado 80290
Legal Counsel	Thompson Hine LLP 41 S. High Street, Suite 1700 Columbus, Ohio 43215	Independent Registered Public Accounting Firm	Cohen & Company, Ltd. 8101 East Prentice Avenue, Suite 750 Greenwood Village, CO 80111

The Fund's SAI provides additional details about the investments of the Funds and certain other additional information. A current SAI dated August 6, 2025 is on file with the SEC and is herein incorporated by reference into this Prospectus. It is legally considered a part of this Prospectus.

Annual/Semi-Annual Reports: Additional information about each Fund's investments is available in the applicable Fund's annual and semi-annual reports to shareholders. In the annual report you will find a discussion of the market conditions and investment strategies that significantly affected each Fund's performance.

To make shareholder inquiries, for more detailed information on a Fund, or to request the SAI or annual or semi-annual shareholder reports free of charge, please call the Funds' Distributor at 1.877.524.9155. Free copies of a Fund's shareholder reports, Prospectus, and the Statement of Additional Information are also available from our website at True-shares.com.

Shareholder reports and other information about the Funds are also available, free of charge, on the EDGAR Database on the SEC's website at www.sec.gov and copies of this information may be obtained, after paying a duplicating fee, by electronic request at the following e-mail address: publicinfo@sec.gov.

No person is authorized to give any information or to make any representations about a Fund and its Shares not contained in this Prospectus and you should not rely on any other information. Read and keep this Prospectus for future reference.

SEC Investment Company Act File No. 811-23812